

# DC31-A Series

HV Permanent magnet DC motor  
高压永磁直流电动机

Power Rated(标称功率): 300-800W



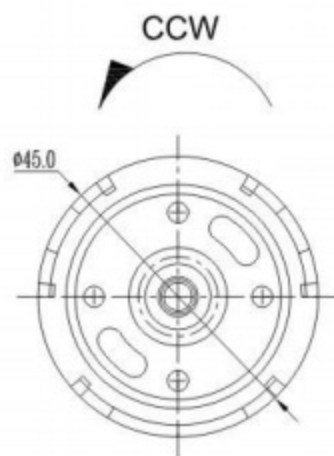
## ● Typical Application 典型应用

手持搅拌机 (Hand held mixer)

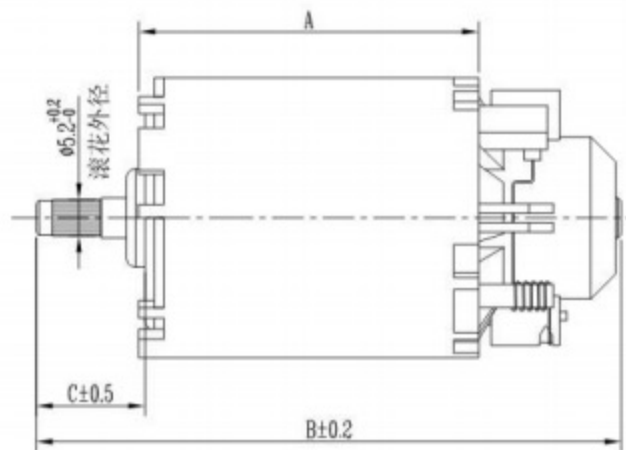
家用电器 (Home Application)

## ◆ External Dimensions 外形图

DIRECTION OF ROTATION



UNIT: MILLIMETERS




## ◆ Major Characteristic Parameters 主要特性参数

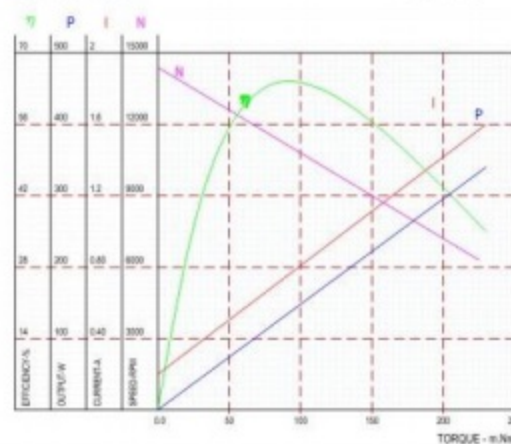
MODEL	SPEC			VOLTAGE		NO LOAD			AT MAXIMUM EFFICIENCY			
	A	B	C	OPERATING RANGE	RATED	SPEED	CURRENT	POWER	SPEED	CURRENT	INPUT	TORQUE
						r/min	A	W	r/min	A	W	m.Nm
DC3130	54.5	98	20	100V~240V	230 V	15000	0.18	30	12000	1.0	206	89
DC3135	59.5	109	22	100V~240V	230 V	14500	0.20	35	11550	0.7	133	75

## ◆ Performance Curves 性能曲线

DC3130 230 V



DC3135 230 V



# DC23-A Series

HV Permanent magnet DC motor  
高压永磁直流电动机

Power Rated(标称功率): 50~250W

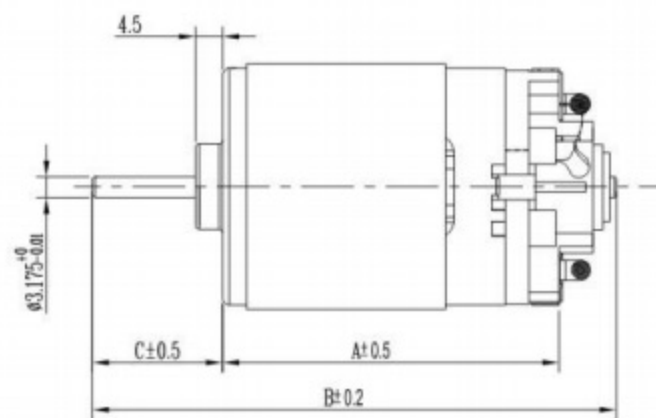
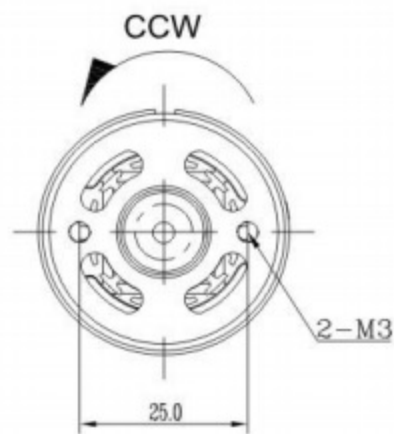


## ● Typical Application 典型应用

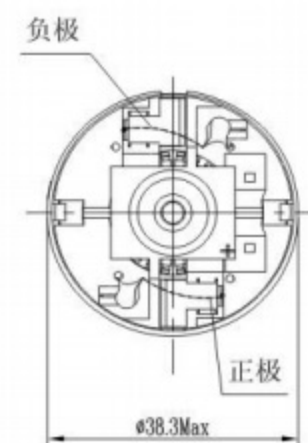
- 手持搅拌机(Hand Blender)
- 家用电器(Home Appliance)
- 电动工具(Power Tools)

## ◆ External Dimensions 外形图

DIRECTION OF ROTATION



UNIT:MILLIMETERS

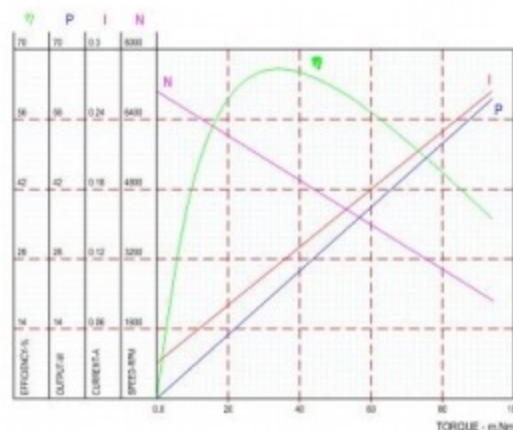


## ◆ Major Characteristic Parameters 主要特性参数


MODEL	SPEC			VOLTAGE		NO LOAD			AT MAXIMUM EFFICIENCY			
	A	B	C	OPERATING RANGE	RATED	SPEED	CURRENT	POWER	SPEED	CURRENT	INPUT	TORQUE
						r/min	A	W	r/min	A	W	m.Nm
DC2330	52	80	14	100V~240V	230 V	7000	0.03	5.3	5000	0.1	21	27
DC2336	58.5	90	17.5	100V~240V	230 V	18500	0.12	19	10880	0.71	150	78

## ◆ Performance Curves 性能曲线

DC2330 230 V



DC2336 230 V





# DC23-B Series

HV Permanent magnet DC motor  
高压永磁直流电动机

Power Rated(标称功率): 50~250W



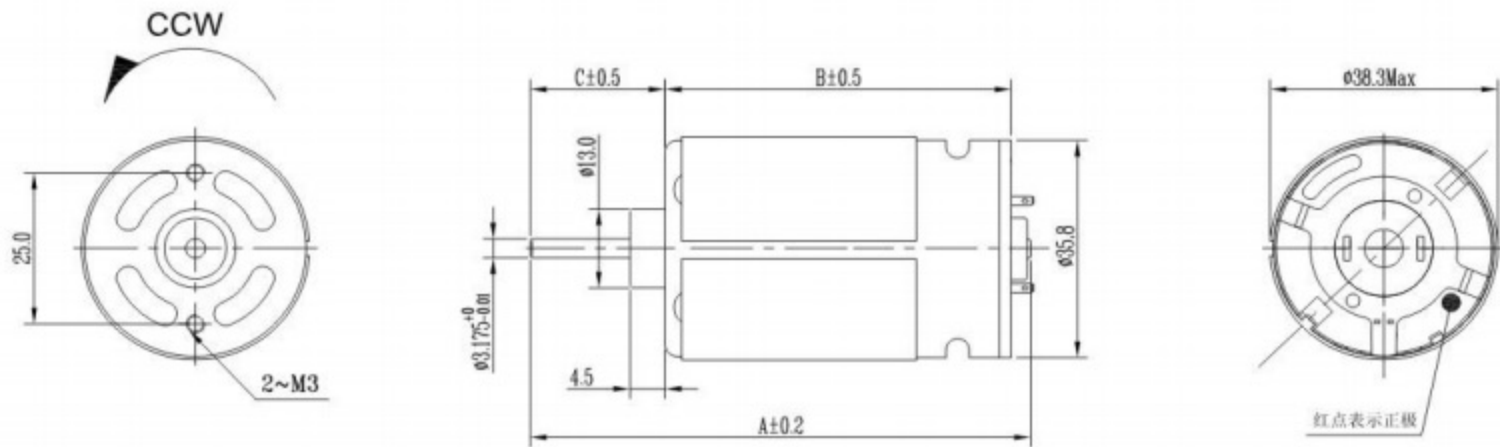
## ● Typical Application 典型应用

- 手持搅拌机 (Hand Blender)
- 家用电器 (Home Appliance)
- 电动工具 (Power Tools)

## ◆ External Dimensions 外形图

DIRECTION OF ROTATION

UNIT:MILLIMETERS

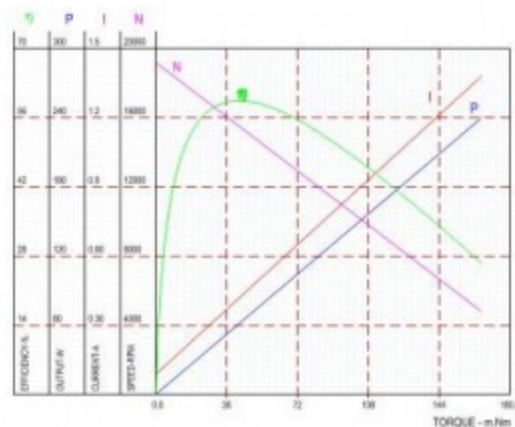


## ◆ Major Characteristic Parameters 主要特性参数

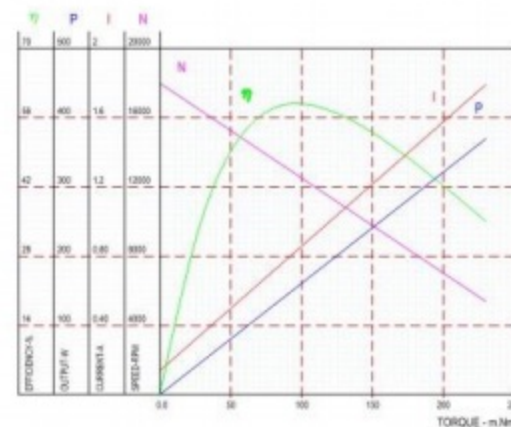
MODEL	SPEC			VOLTAGE		NO LOAD			AT MAXIMUM EFFICIENCY			
	A	B	C	OPERATING RANGE	RATED	SPEED	CURRENT	POWER	SPEED	CURRENT	INPUT	TORQUE
						r/min	A	W	r/min	A	W	m.Nm
DC2320	69	50.5	15	100V~240V	230 V	19000	0.08	12	15000	0.4	65	40
DC2327	83	57.5	21	100V~240V	230 V	18000	0.09	15	15500	0.8	130	65
DC2336	86	67.5	15	100V~240V	230 V	16000	0.12	17	12000	1.0	170	100

## ◆ Performance Curves 性能曲线

DC2320 230 V



DC2336 230 V



# DC23-C Series

HV Permanent magnet DC motor  
高压永磁直流电动机

Power Rated(标称功率): 50~300W

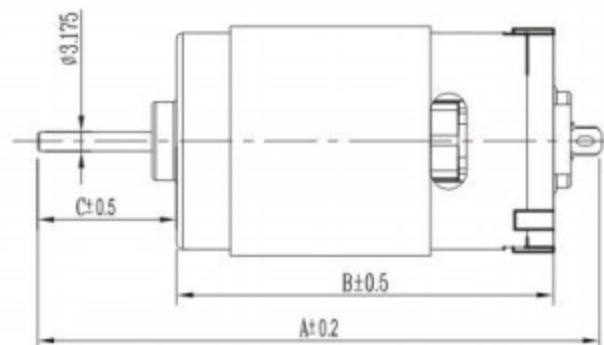
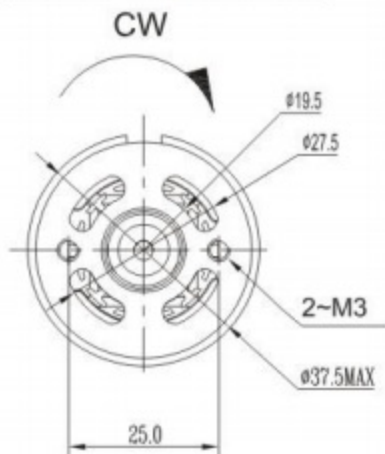


## ● Typical Application 典型应用

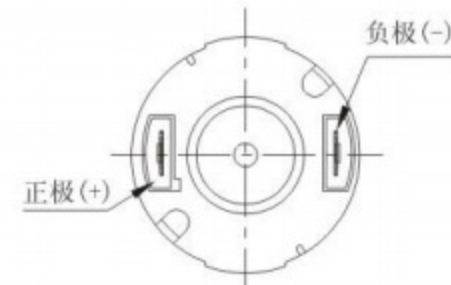
- 手持搅拌机 (Hand Blender)
- 家用电器 (Home Appliance)
- 电动工具 (Power Tools)

## ◆ External Dimensions 外形图

DIRECTION OF ROTATION



UNIT: MILLIMETERS

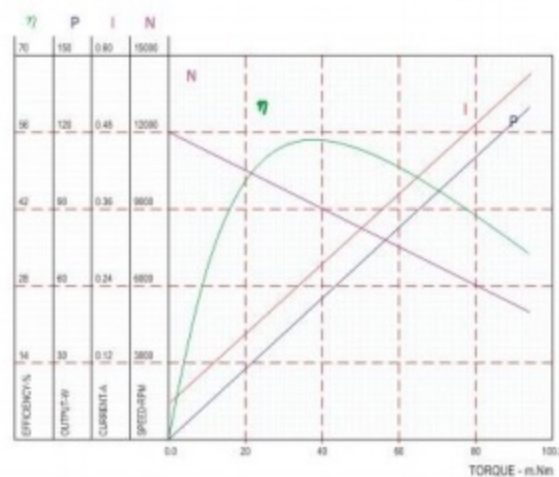


## ◆ Major Characteristic Parameters 主要特性参数

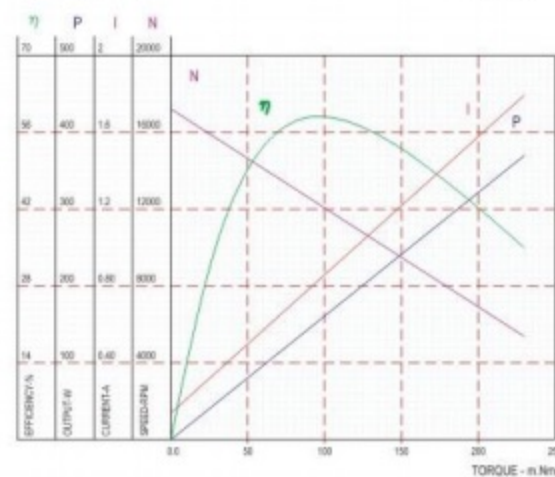
MODEL	SPEC			VOLTAGE		NO LOAD			AT MAXIMUM EFFICIENCY			
	A	B	C	OPERATING RANGE	RATED	SPEED	CURRENT	POWER	SPEED	CURRENT	INPUT	TORQUE
						r/min	A	W	r/min	A	W	m.Nm
DC2327	83	59	16.5	100V~240V	230 V	13000	0.09	15	9200	0.26	55	35
DC2336	97	70	20	100V~240V	230 V	17000	0.12	17	12000	1.0	170	100

## ◆ Performance Curves 性能曲线

DC2327 230 V



DC2336 230 V





# DC27 Series

HV Permanent magnet DC motor  
高压永磁直流电动机

Power Rated(标称功率): 150~800W



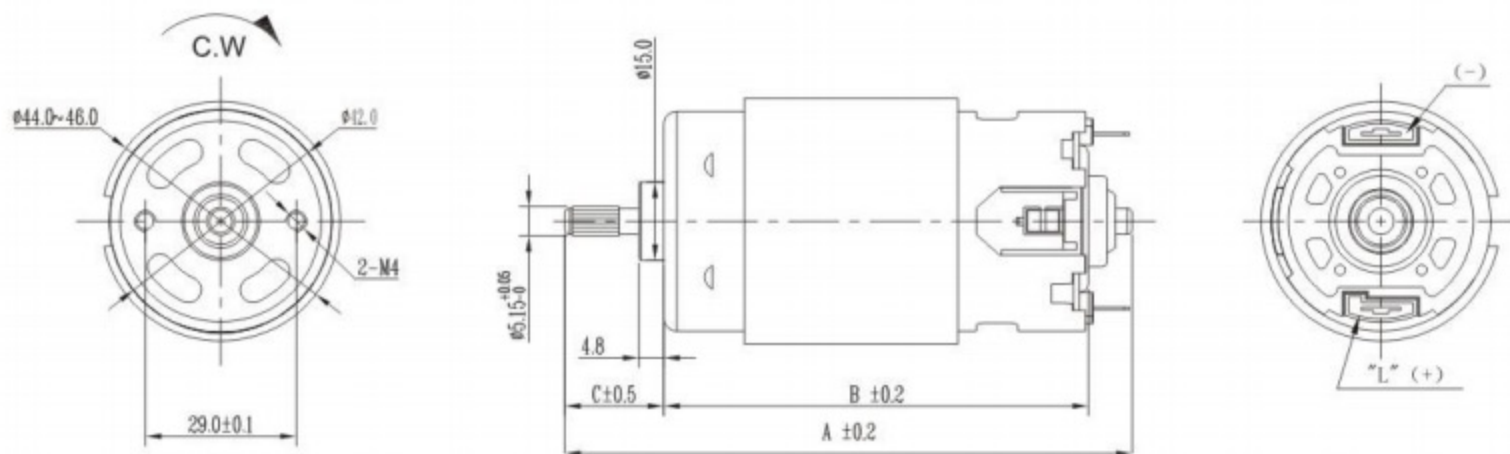
## ● Typical Application 典型应用

- 手持搅拌机 (Hand Blender)
- 家用电器 (Home Application)
- 电动工具 (Power Tools)
- 商业设备 (Business Equipment)
- 医疗器械 (Medical Apparatus)

## ◆ External Dimensions 外形图

DIRECTION OF ROTATION

UNIT: MILLIMETERS

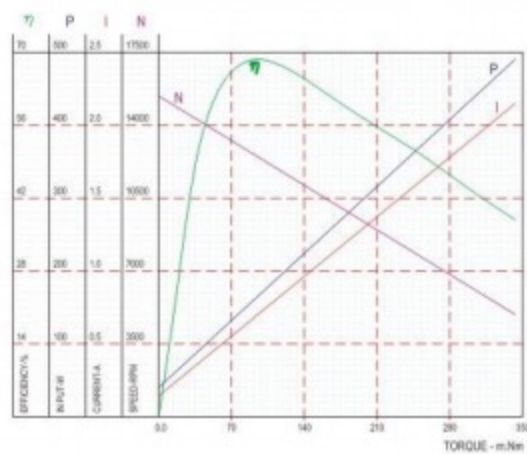


## ◆ Major Characteristic Parameters 主要特性参数

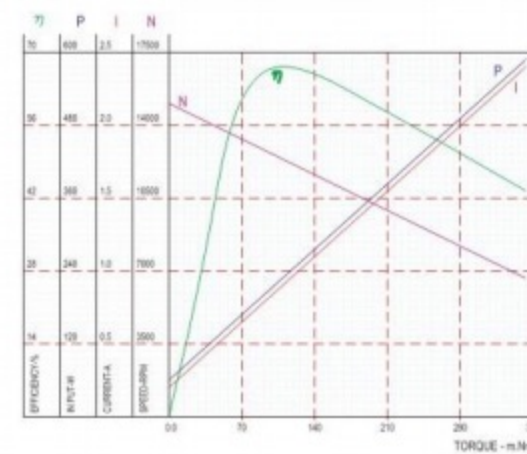
MODEL	SPEC			VOLTAGE		NO LOAD			AT MAXIMUM EFFICIENCY			
	A	B	C	OPERATING RANGE	RATED	SPEED	CURRENT	POWER	SPEED	CURRENT	INPUT	TORQUE
						r/min	A	W	r/min	A	W	m.Nm
DC2720	95	60	25	100V~240V	230 V	14200	0.15	26	10950	0.7	72	50.9
DC2725	100	66	25	100V~240V	230 V	13000	0.18	35	9320	0.42	72.6	74.4
DC2733	103	75	19.5	100V~240V	230 V	15500	0.17	28	11000	0.88	180	96.8
DC2737	106	78	19	100V~240V	230 V	15200	0.19	32	11400	0.98	199	105.6
DC2740	106	81	16	100V~240V	230 V	15000	0.20	32	11800	1.12	205	109.2

## ◆ Performance Curves 性能曲线

DC2733 230 V



## DC2740 230 V



# DC31-B Series

HV Permanent magnet DC motor  
高压永磁直流电动机

Power Rated(标称功率): 300~900W



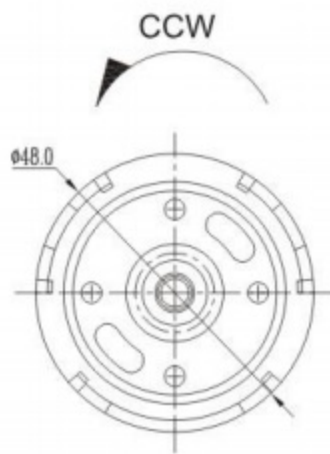
## ● Typical Application 典型应用

手持搅拌机 (Hand Blender)

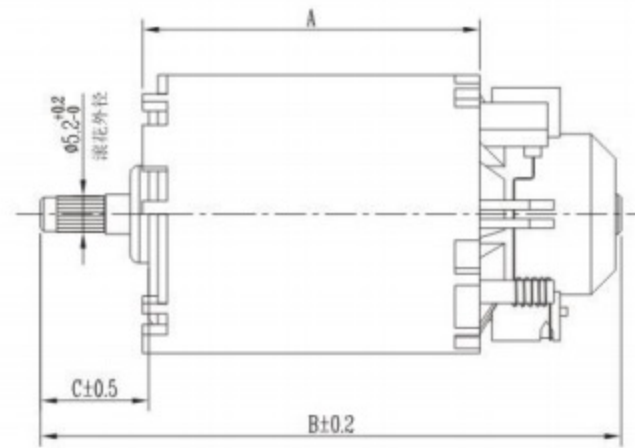
家用电器 (Home Appliance)

## ◆ External Dimensions 外形图

DIRECTION OF ROTATION



UNIT: MILLIMETERS

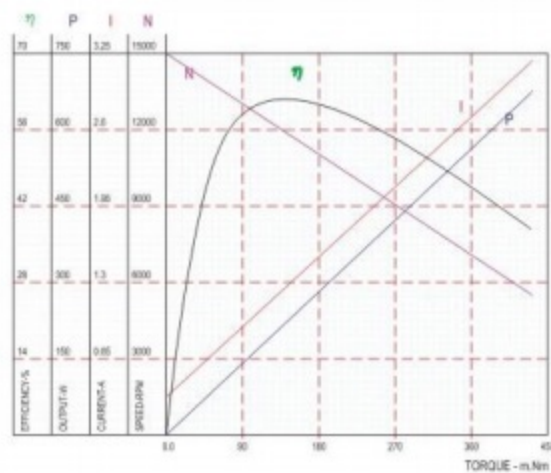


## ◆ Major Characteristic Parameters 主要特性参数

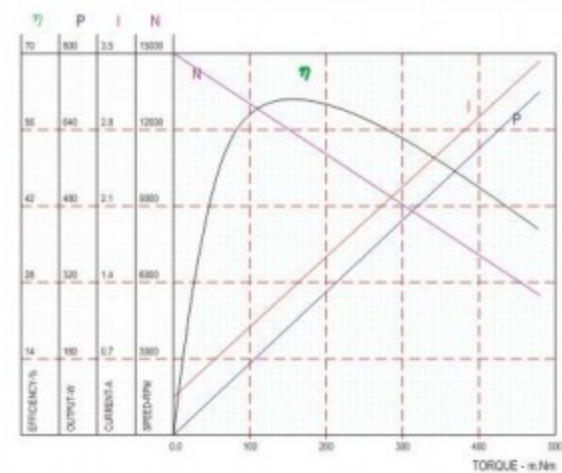
MODEL	SPEC			VOLTAGE		NO LOAD			AT MAXIMUM EFFICIENCY			
	A	B	C	OPERATING RANGE	RATED	SPEED	CURRENT	POWER	SPEED	CURRENT	INPUT	TORQUE
						r/min	A	W	r/min	A	W	m.Nm
DC3138	62	112	28	100V~240V	230 V	15000	0.18	30	12000	1.0	220	110
DC3143	70	112	20	100V~240V	230 V	15000	0.20	33	11500	1.25	260	137

## ◆ Performance Curves 性能曲线

DC3138 230 V



## DC3143 230 V





# DC34-A Series

HV Permanent magnet DC motor | Power Rated(标称功率): 100~350W  
 高压永磁直流电动机

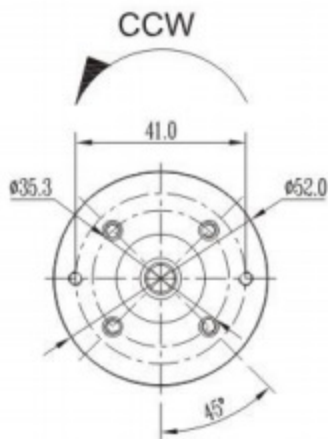


## ● Typical Application 典型应用

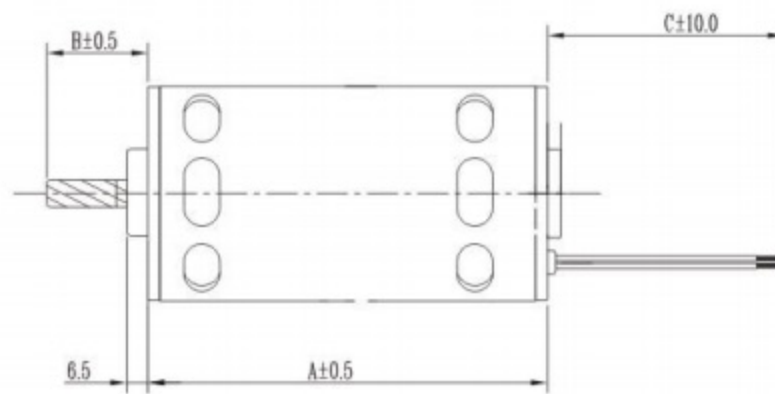
- 碎纸机 (shredder)
- 手持搅拌机 (Hand Blender)
- 家用电器 (Home Appliance)

## ◆ External Dimensions 外形图

DIRECTION OF ROTATION



UNIT: MILLIMETERS

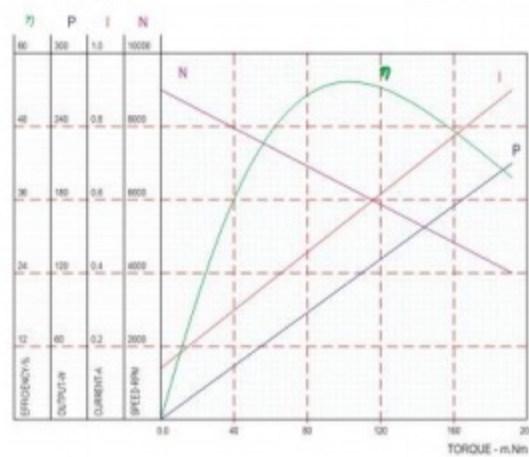


## ◆ Major Characteristic Parameters 主要特性参数

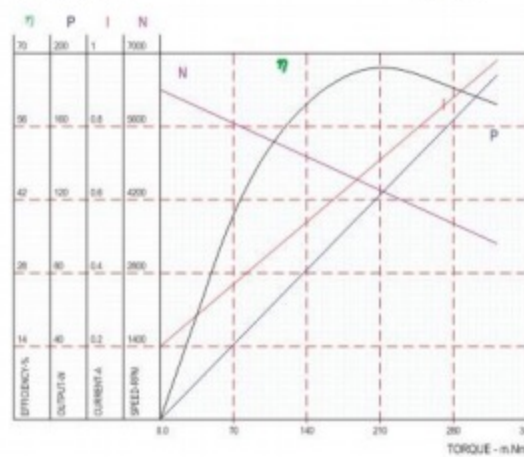
MODEL	SPEC			VOLTAGE		NO LOAD			AT MAXIMUM EFFICIENCY			
	A	B	C	OPERATING RANGE	RATED	SPEED	CURRENT	POWER	SPEED	CURRENT	INPUT	TORQUE
						r/min	A	W	r/min	A	W	m.Nm
DC3420	64	28	200	100V~240V	220 V	9000	0.13	25	6200	0.6	123	115
DC3440	90	29	220	100V~240V	220 V	8500	0.20	38	6350	0.68	127.6	121.5
DC3455	105	27.5	250	100V~240V	220 V	6300	0.18	30	4500	0.656	129	188.9

## ◆ Performance Curves 性能曲线

DC3420 220 V



DC2455 220 V



# DC34-B Series

HV Permanent magnet DC motor  
高压永磁直流电动机

Power Rated(标称功率): 100~350W



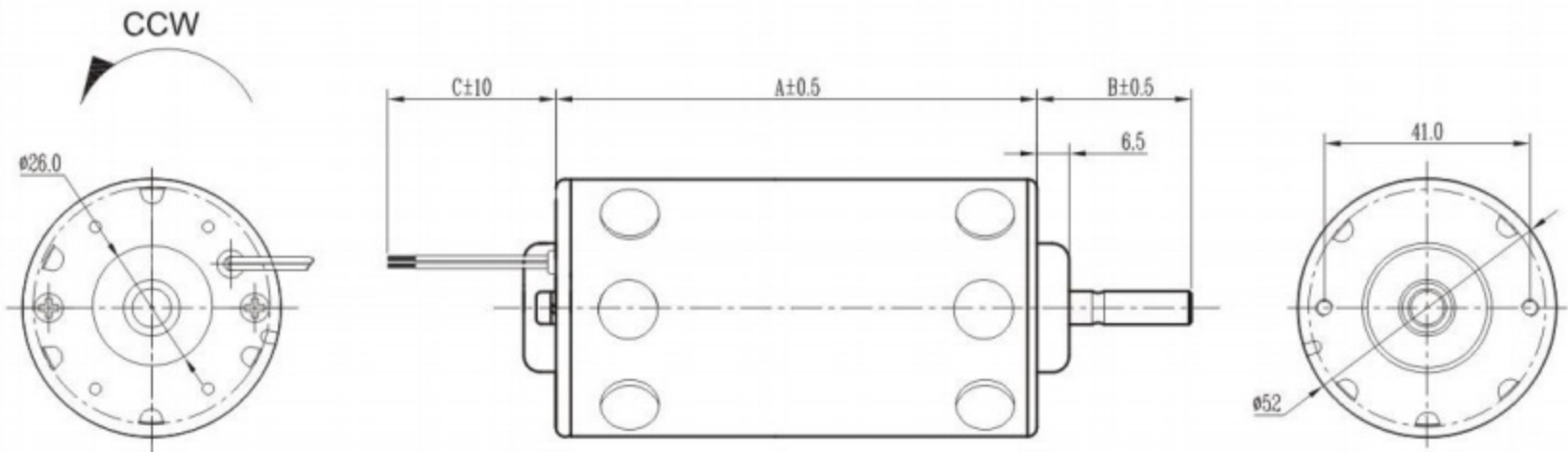
## ● Typical Application 典型应用

- 按摩器材 (Massager)
- 手持搅拌机 (Hand Blender)
- 家用电器 (Home Appliance)

## ◆ External Dimensions 外形图

DIRECTION OF ROTATION

UNIT: MILLIMETERS

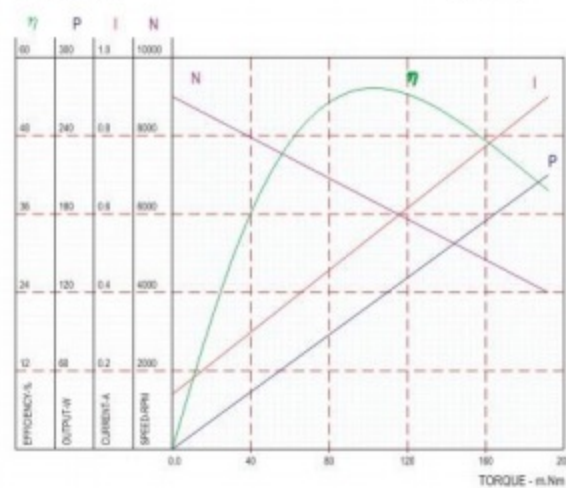


## ◆ Major Characteristic Parameters 主要特性参数

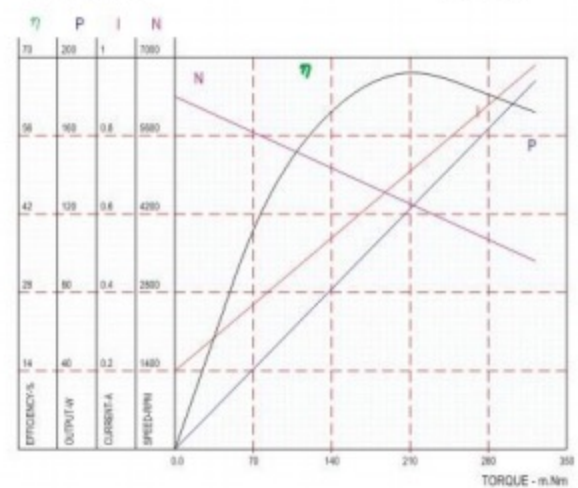
MODEL	SPEC			VOLTAGE		NO LOAD			AT MAXIMUM EFFICIENCY			
	A	B	C	OPERATING RANGE	RATED	SPEED	CURRENT	POWER	SPEED	CURRENT	INPUT	TORQUE
						r/min	A	W	r/min	A	W	m.Nm
DC3415	61	18.5	200	100V~240V	120 V	9000	0.13	25	6200	0.6	123	115
DC3425	71	48	220	12V~240V	12 V	8500	0.20	38	6350	0.68	127.6	121.5
DC3434	81	31.5	220	100V~240V	180 V	8500	0.20	38	6350	0.68	127.6	121.5

## ◆ Performance Curves 性能曲线

DC3420 220 V



DC3455 220 V





# DC44-A Series

HV Permanent magnet DC motor  
高压永磁直流电动机

Power Rated(标称功率): 50~300 W



## ● Typical Application 典型应用

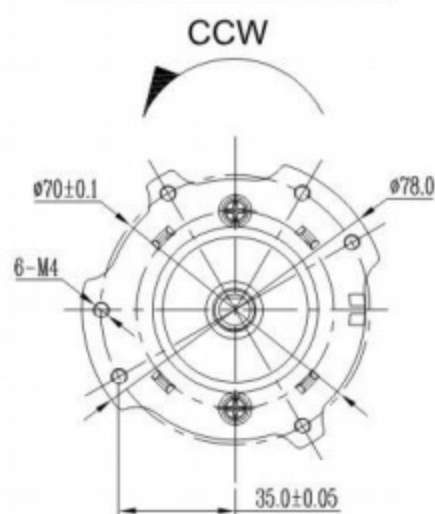
面包机(Bread Machine)

台式搅拌机(Stand Mixer)

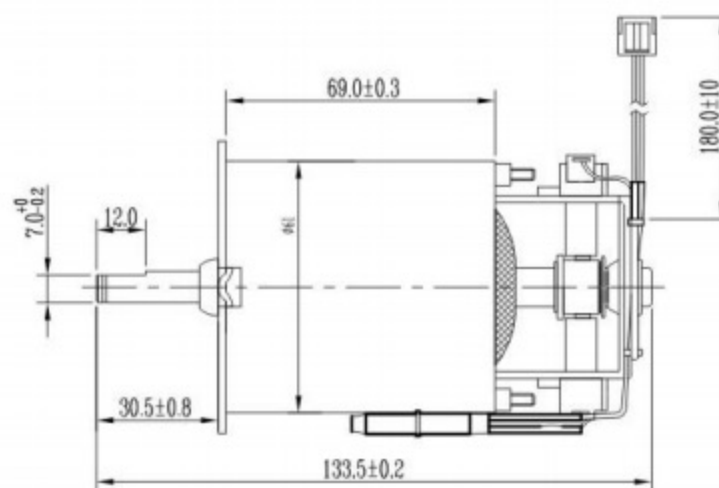
家用电器(Home Application)

## ◆ External Dimensions 外形图

DIRECTION OF ROTATION



UNIT:MILLIMETERS

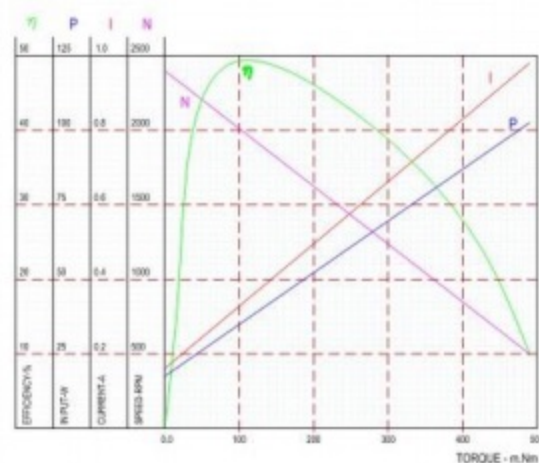


## ◆ Major Characteristic Parameters 主要特性参数

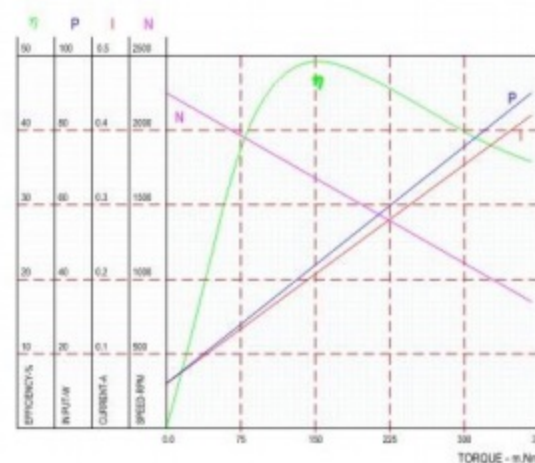
MODEL	SPEC	VOLTAGE		NO LOAD			AT MAXIMUM EFFICIENCY			
	Flour Weight Pound	OPERATING RANGE	RATED	SPEED	CURRENT	POWER	SPEED	CURRENT	INPUT	TORQUE
				r/min	A	W	r/min	A	W	m.Nm
DC4433	1.2~1.5	100V~240V	110 V	2400	0.17	18	1700	0.40	39.0	103
DC4440	1.5~2.0	100V~240V	230 V	2300	0.07	16	1500	0.23	49.8	146
DC4440	1.5~2.0	220V (3C)	220 V	2200	0.06	13	1440	0.20	42.2	133

## ◆ Performance Curves 性能曲线

DC4435 110 V



DC4440 230 V



# DC44-B Series

HV Permanent magnet DC motor  
高压永磁直流电动机

Power Rated(标称功率): 50~500W

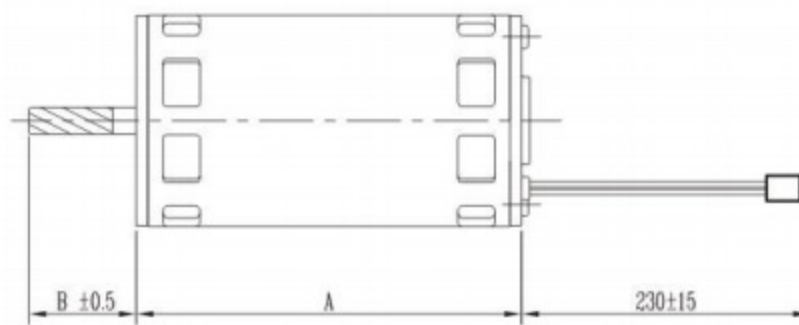
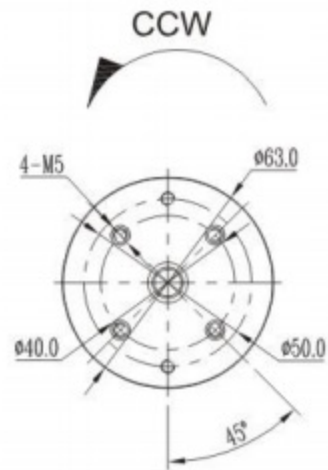


## ● Typical Application 典型应用

- 食物处理器 (Food Processor)
- 碎纸机 (Shredder)
- 商业设备 (Business Equipment)

## ◆ External Dimensions 外形图

DIRECTION OF ROTATION



UNIT: MILLIMETERS

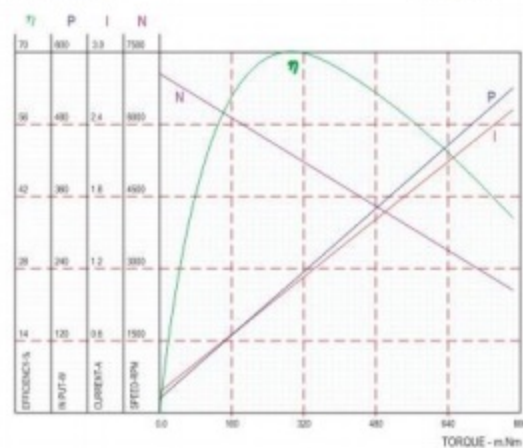


## ◆ Major Characteristic Parameters 主要特性参数

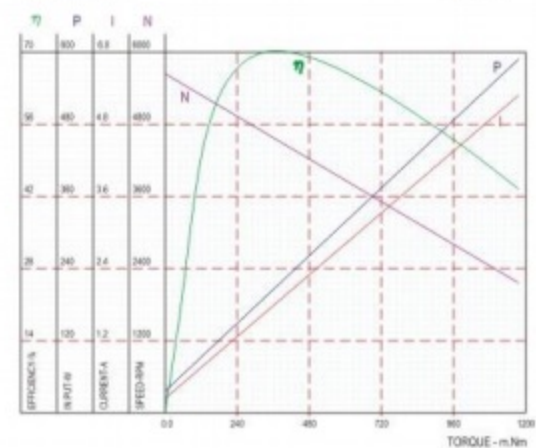
MODEL	SPEC		VOLTAGE		NO LOAD			AT MAXIMUM EFFICIENCY			
	A	B	OPERATING RANGE	RATED	SPEED	CURRENT	POWER	SPEED	CURRENT	INPUT	TORQUE
					r/min	A	W	r/min	A	W	m.Nm
DC4435	100	33	100V~240V	230 V	7000	0.17	30	5150	0.91	181	202
DC4450	116	34	100V~240V	230 V	5000	0.13	24	3950	0.42	82.5	145
DC4460	126	34	100V~240V	120 V	5500	0.35	32	4200	1.72	178	270

## ◆ Performance Curves 性能曲线

DC4435 230 V



DC4460 120 V





# DC44-C Series

HV Permanent magnet DC motor  
高压永磁直流电动机

Power Rated(标称功率): 50~500W

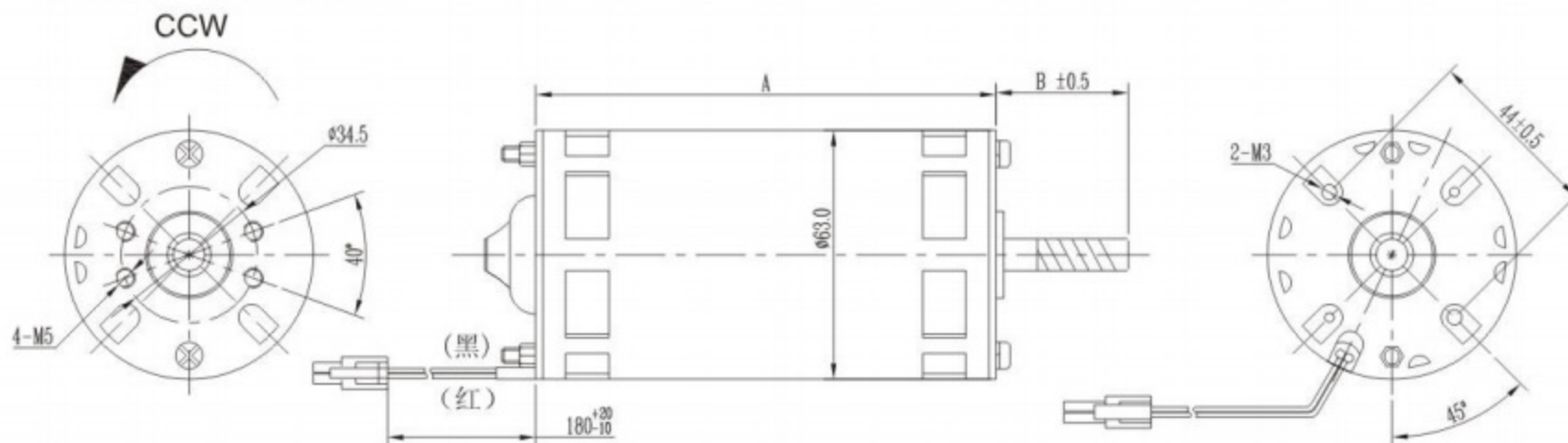


## ● Typical Application 典型应用

- 食物处理器 (Food Processor)
- 碎纸机 (Shredder)
- 商业设备 (Business Equipment)

## ◆ External Dimensions 外形图

DIRECTION OF ROTATION



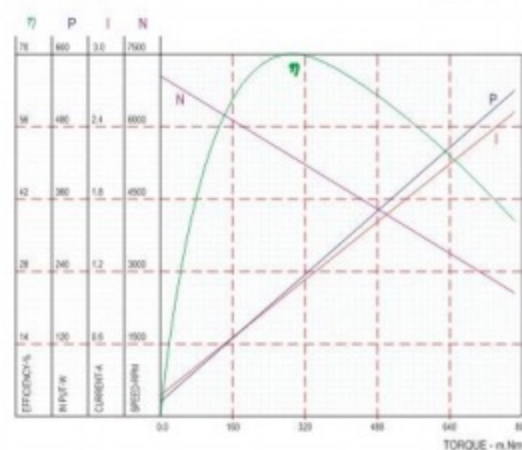
## ◆ Major Characteristic Parameters 主要特性参数

MODEL	SPEC		VOLTAGE		NO LOAD			AT MAXIMUM EFFICIENCY			
	A	B	OPERATING RANGE	RATED	SPEED	CURRENT	POWER	SPEED	CURRENT	INPUT	TORQUE
					r/min	A	W	r/min	A	W	m.Nm
DC4435	100	33	100V~240V	120 V	7000	0.40	36	5700	1.38	129	140
DC4450	106	33.5	100V~240V	230 V	4800	0.11	20	3920	0.41	82	142
DC4460	116	33.5	100V~240V	120 V	5800	0.38	34	4500	1.86	188	282

## ◆ Performance Curves 性能曲线

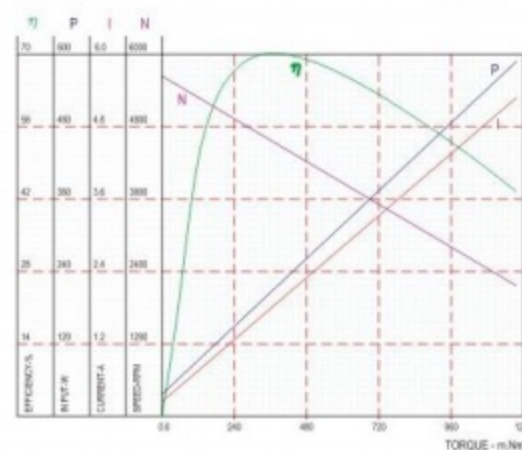
DC4435

230 V



DC4460

120 V



# DC44-D Series

HV Permanent magnet DC motor  
高压永磁直流电动机

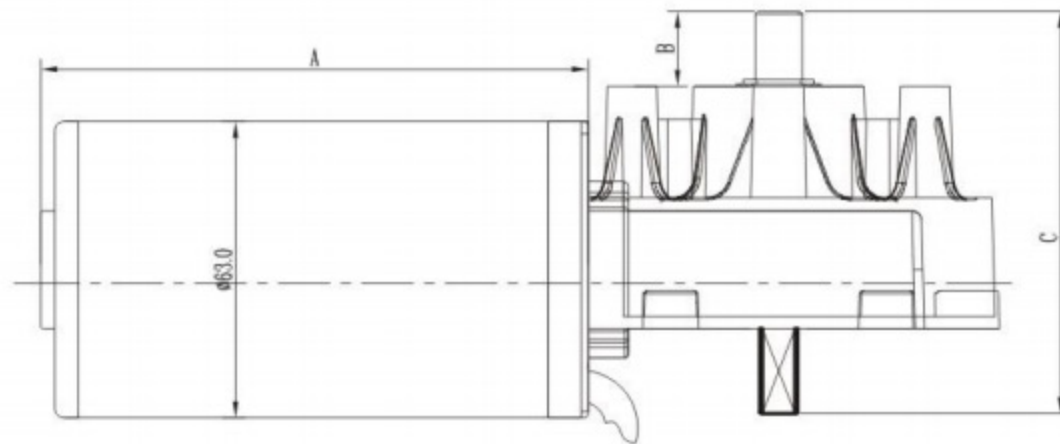
Power Rated(标称功率): 50~200W



- Typical Application 典型应用
  - 汽车部件 (Automotive Parts)
  - 商业设备 (Business Equipment)

◆ External Dimensions 外形图  
DIRECTION OF ROTATION

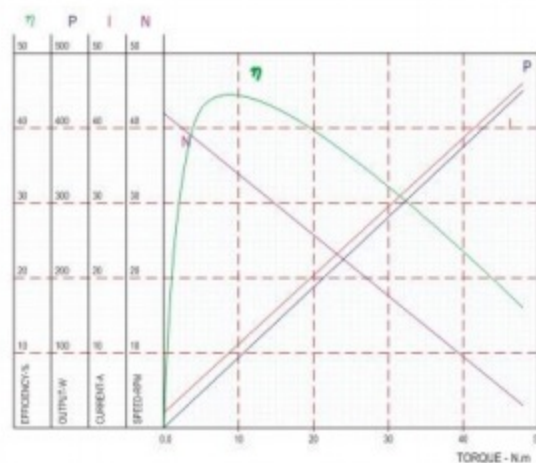
UNIT: MILLIMETERS



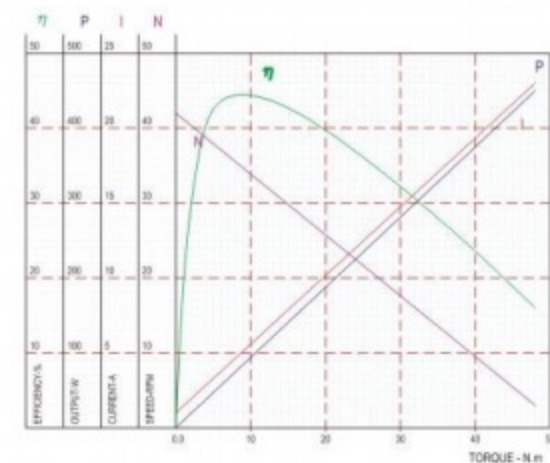
◆ Major Characteristic Parameters 主要特性参数

MODEL	SPEC			VOLTAGE		NO LOAD			AT MAXIMUM EFFICIENCY			
	A	B	C	OPERATING RANGE	RATED	SPEED	CURRENT	POWER	SPEED	CURRENT	INPUT	TORQUE
						r/min	A	W	r/min	A	W	N.m
DC4442	116.5	15.9	85.5	12-24 V	12 V	42	1.5	18	38	5	60	6.7
DC4442	116.5	15.9	85.5	12-24 V	24 V	42	0.75	18	38	2.5	60	6.7

◆ Performance Curves 性能曲线  
DC4442 12V



DC4442 24V





# DC46 Series

HV Permanent magnet DC motor  
高压永磁直流电动机

Power Rated(标称功率): 150~600W

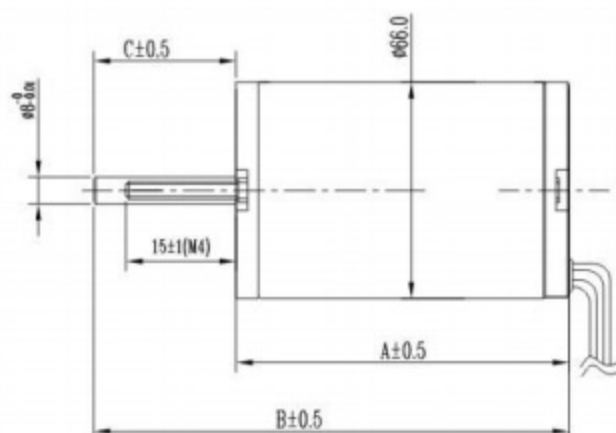
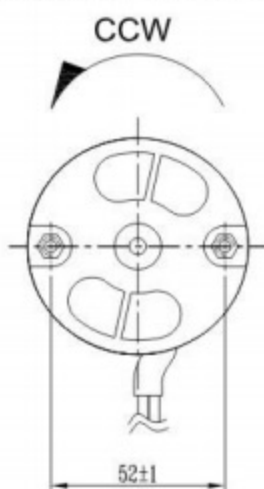


## ● Typical Application 典型应用

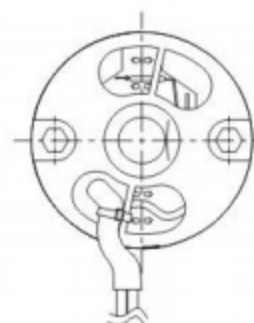
- 家用电器 (Home Application)
- 精米机 (Rice Polisher)

## ◆ External Dimensions 外形图

DIRECTION OF ROTATION



UNIT: MILLIMETERS

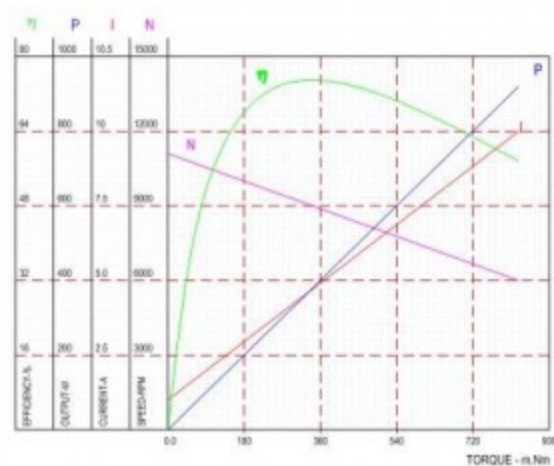


## ◆ Major Characteristic Parameters 主要特性参数

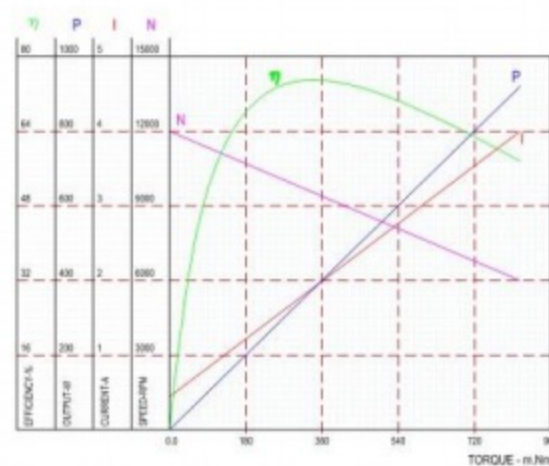
MODEL	SPEC			VOLTAGE		NO LOAD			AT MAXIMUM EFFICIENCY			
	A	B	C	OPERATING RANGE	RATED	SPEED	CURRENT	POWER	SPEED	CURRENT	INPUT	TORQUE
						r/min	A	W	r/min	A	W	m.Nm
DC4630	99.5	120.5	21	100V~240V	100 V	11000	1.02	75	9000	4	930	840
DC4630	99.5	120.5	21	100V~240V	220 V	12000	0.46	75	9200	1.8	950	860

## ◆ Performance Curves 性能曲线

DC4630 100 V




DC4630 220 V



# DC53-A Series

HV Permanent magnet DC motor  
高压永磁直流电动机

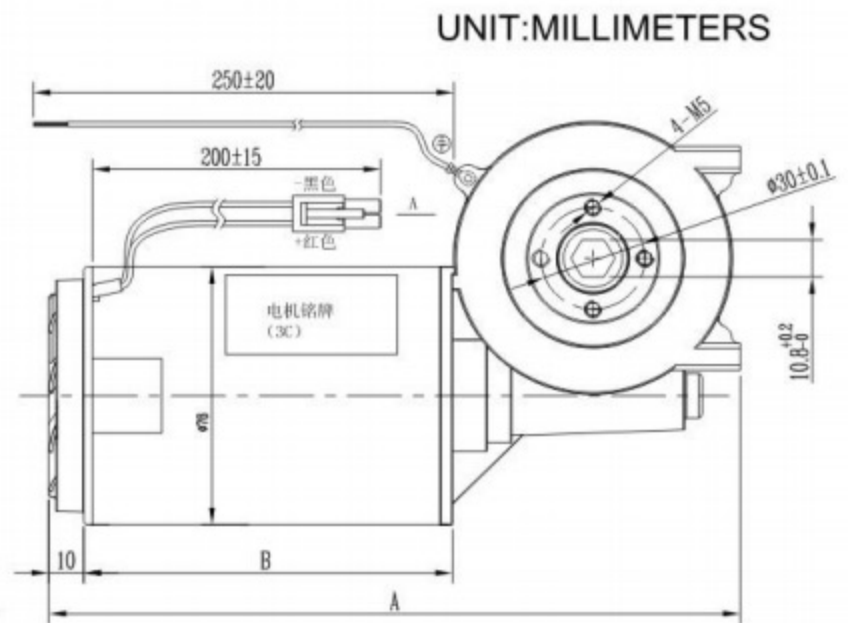
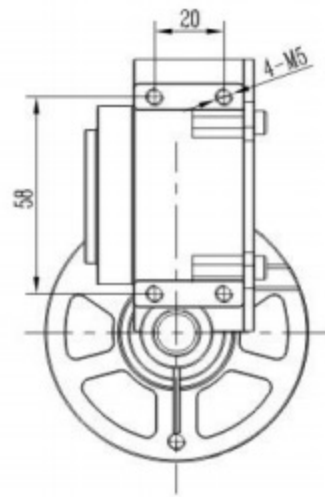
Power Rated(标称功率): 85~800W



## ● Typical Application 典型应用

- 食物处理器 (Food Processor)
- 榨油机 (Oil Mill)
- 面条机 (Noodle Maker)
- 榨汁机 (Juicer)

## ◆ External Dimensions 外形图

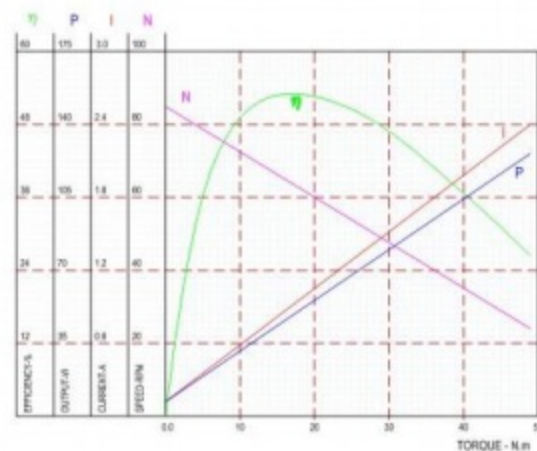


## ◆ Major Characteristic Parameters 主要特性参数

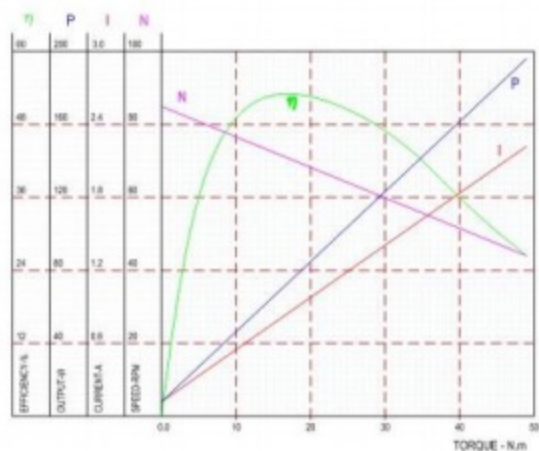
MODEL	SPEC		VOLTAGE		NO LOAD			AT MAXIMUM EFFICIENCY			
	A	B	OPERATING RANGE	RATED	SPEED	CURRENT	POWER	SPEED	CURRENT	OUTPUT	TORQUE
					r/min	A	W	r/min	A	W	N.m
DC5335	200	106.5	100V~240V	220 V	85	0.13	20	61	0.75	75	11.8
DC5345	210	116.5	100V~240V	220 V	75	0.16	22	60	0.65	64	10.2
DC5350	218	124.5	100V~240V	220 V	85	0.25	38	62	1.26	125	20.2

## ◆ Performance Curves 性能曲线

DC5335 220 V



DC5350 220 V





# DC53-B Series

HV Permanent magnet DC motor  
高压永磁直流电动机

Power Rated(标称功率): 300~1200W



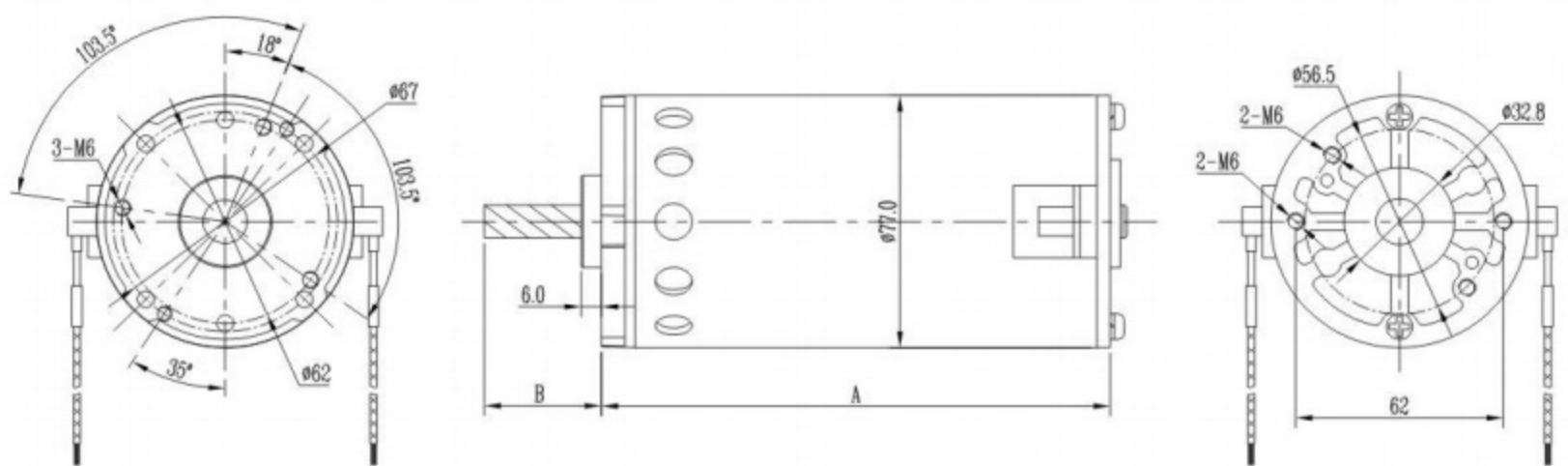
## ● Typical Application 典型应用

台式搅拌机 (Stand Mixer)

碎纸机 (Shredder)

商业设备 (Business Equipment)

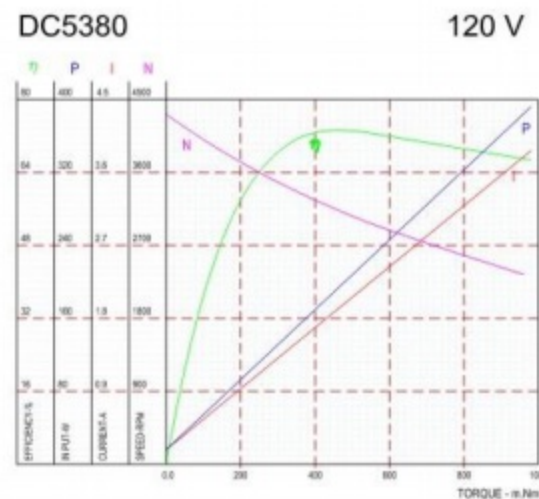
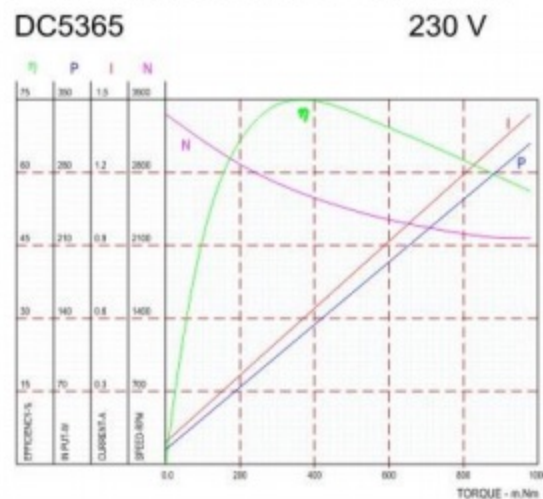
## ◆ External Dimensions 外形图



## ◆ Major Characteristic Parameters 主要特性参数

MODEL	SPEC		VOLTAGE		NO LOAD			AT MAXIMUM EFFICIENCY			
	A	B	OPERATING RANGE	RATED	SPEED	CURRENT	POWER	SPEED	CURRENT	INPUT	TORQUE
					r/min	A	W	r/min	A	W	m.Nm
DC5365	152	34.5	100V~240V	230 V	3250	0.09	14.5	2480	0.56	112	333
DC5370	164	37.0	100V~240V	230 V	3250	0.13	22	2490	0.71	139	387
DC5380	158	36	100V~240V	120 V	4250	0.28	23.5	3310	1.88	190	425

## ◆ Performance Curves 性能曲线



# DC53-C Series

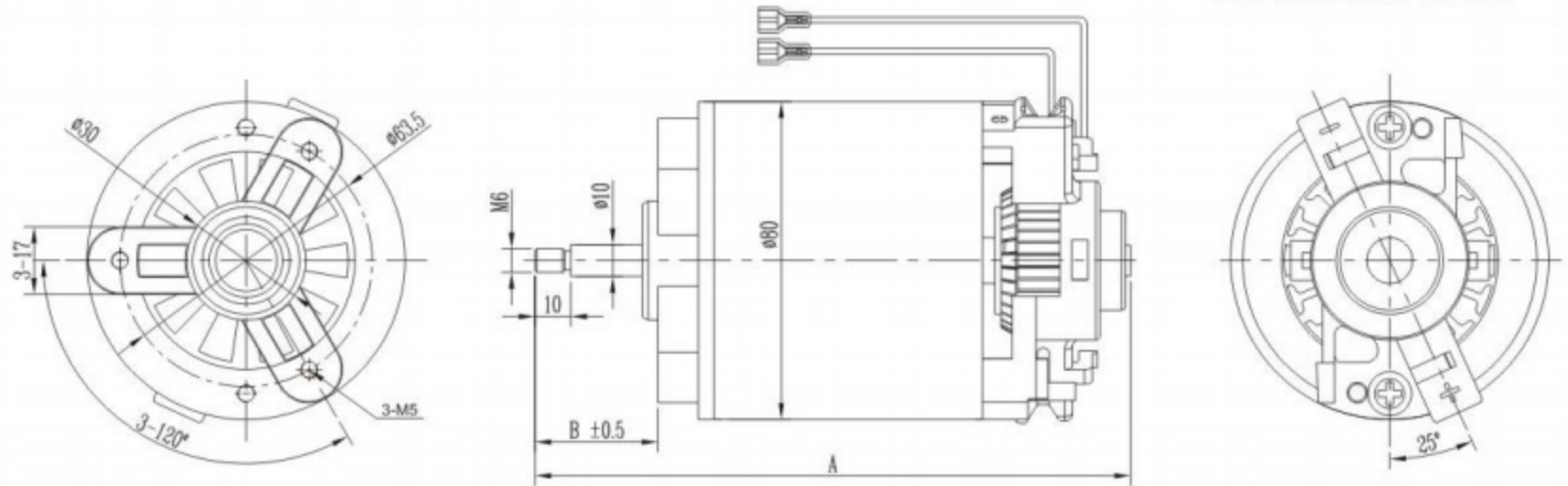
HV Permanent magnet DC motor  
高压永磁直流电动机

Power Rated(标称功率): 300~1200W



- Typical Application 典型应用
  - 台式搅拌机 (Stand Mixer)
  - 商业设备 (Business Equipment)

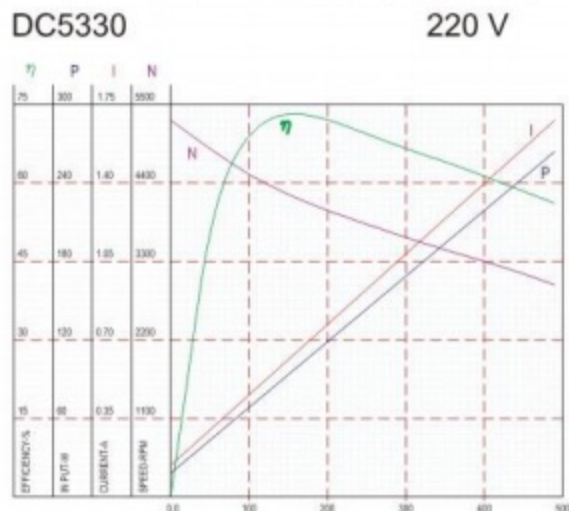
## External Dimensions 外形图



## Major Characteristic Parameters 主要特性参数

MODEL	SPEC		VOLTAGE		NO LOAD			AT MAXIMUM EFFICIENCY			
	A	B	OPERATING RANGE	RATED	SPEED	CURRENT	POWER	SPEED	CURRENT	INPUT	TORQUE
					r/min	A	W	r/min	A	W	m.Nm
DC5330	151	27.5	100V~240V	220 V	5300	0.15	28	3820	0.59	112	154
DC5335	156	27.5	100V~240V	230 V	4850	0.16	32	3580	0.63	159	189
DC5340	161	27.5	100V~240V	230 V	10500	0.38	58	8080	0.70	341	283

## Performance Curves 性能曲线





# DC61 Series

Permanent magnet DC motor  
永磁直流电动机

Power Rated(标称功率): 120~350W

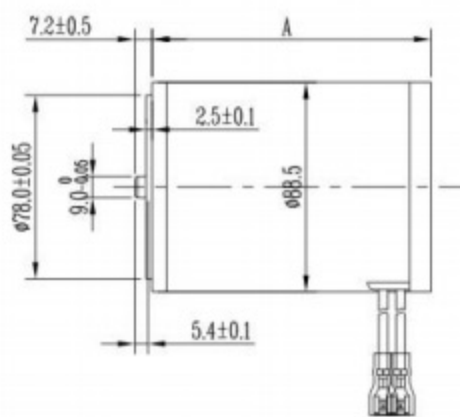
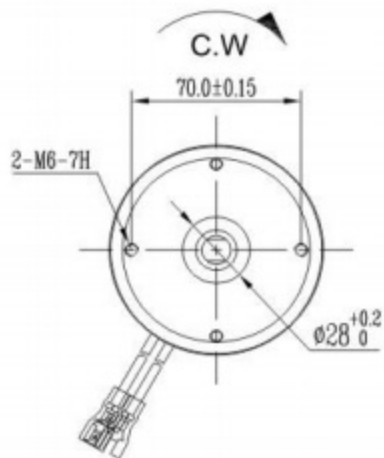


## ● Typical Application 典型应用

- 代步车 (Mobility Scooter)
- 电动轮椅 (Electric Wheelchair)
- 球车 (Golf Cart)
- 商业设备 (Business Equipment)

## ◆ External Dimensions 外形图

DIRECTION OF ROTATION



UNIT:MILLIMETERS

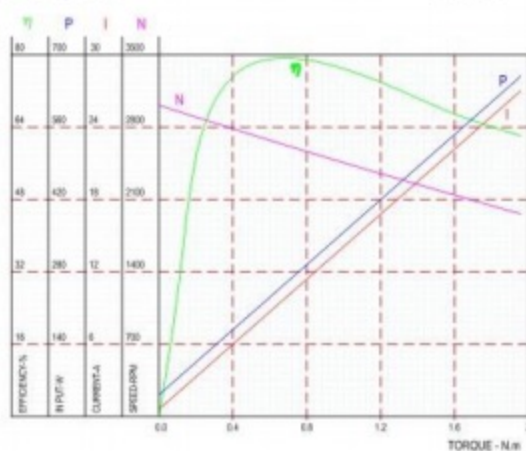


## ◆ Major Characteristic Parameters 主要特性参数

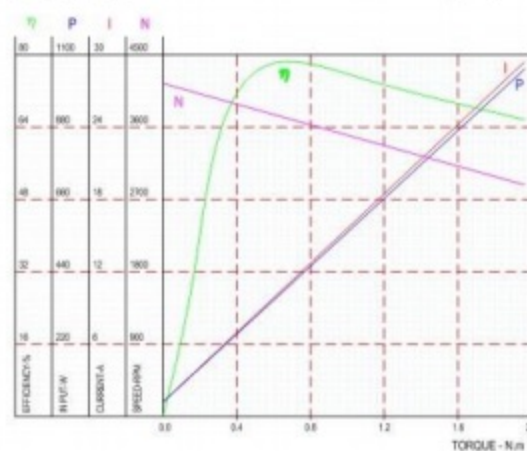
MODEL	SPEC A	VOLTAGE		NO LOAD			AT MAXIMUM EFFICIENCY			
		OPERATING RANGE	RATED	SPEED	CURRENT	POWER	SPEED	CURRENT	INPUT	TORQUE
				r/min	A	W	r/min	A	W	N.m
DC6136	116	24V~72V	24 V	3000	1.61	40.8	2710	7.14	170	0.55
DC6140	116	24V~72V	36 V	4250	2.13	77.1	3870	7.47	269	0.53
DC6148	122	36V~72V	48 V	4200	1.28	62.5	3910	4.76	226	0.67

## ◆ Performance Curves 性能曲线

DC6136 24 V



DC6140 36 V



# RS360/RS365 Series

LV Permanent magnet DC motor

低压永磁直流电动机



OUTPUT (输出功率): 2-30W(APPROX)

WEIGHT(重量) : 60g(APPROX)

● Typical Application 典型应用

家用电器 (Home Appliance)

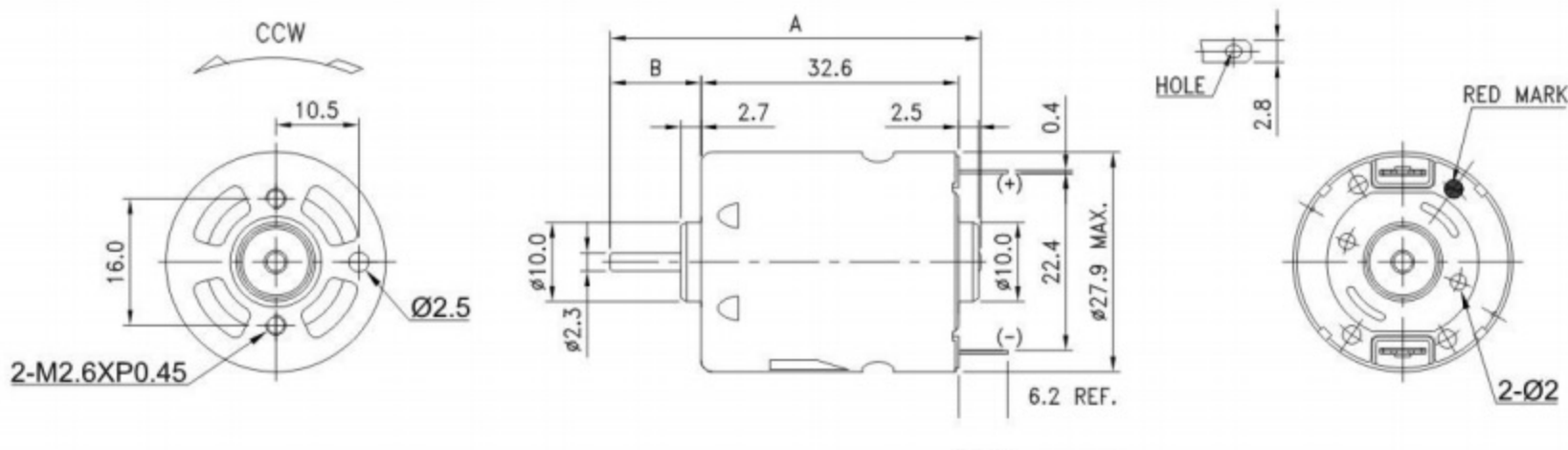
电动工具 (Power Tools)

办公设施 (Office Automation)

◆ External Dimensions 外形图

DIRECTION OF ROTATION

UNIT: MILLIMETERS

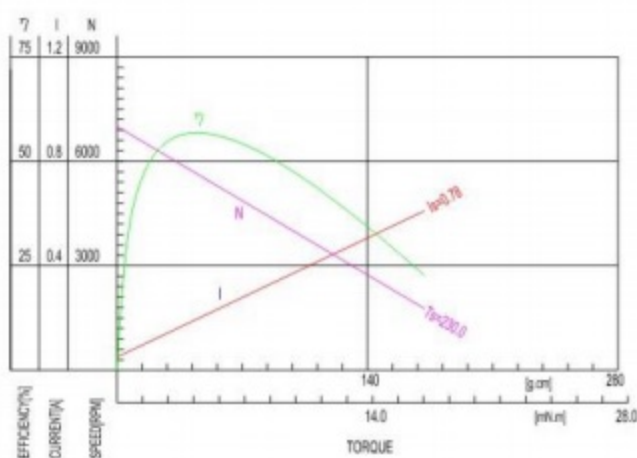


◆ Major Characteristic Parameters 主要特性参数

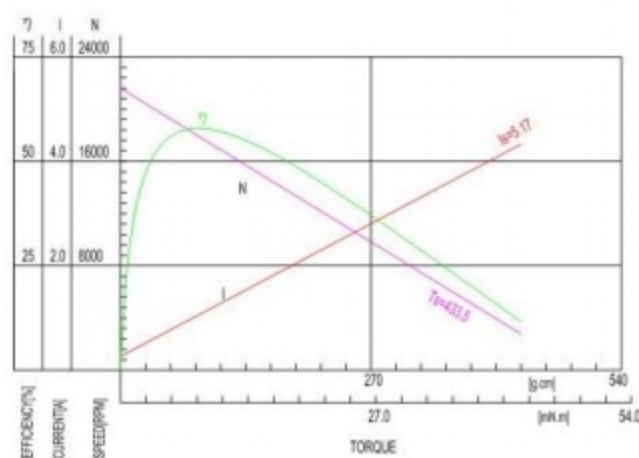
Model	Voltage		No Load		At Maximum Efficiency					Stall		
	Operating Range	Nominal	Speed	Current	Speed	Current	Torque		Output	Torque		Current
			RPM	A	RPM	A	g.cm	mN.m	W	g.cm	mN.m	A
CDM-360DM-10490	12~30V	24V Constant	7000	0.05	5600	0.19	45.0	4.41	2.59	230.0	22.54	0.78
CDM-365DM-20080	2.0~20V	20V Constant	21500	0.24	17600	1.12	77.0	7.55	13.95	433.5	42.48	5.17

◆ Performance Curves 性能曲线

RS360 DC24 V



RS365 20.0 V





# RS-380/RS-385 Series

LV Permanent magnet DC motor  
 低压永磁直流电动机

OUTPUT (输出功率): 2-40W(APPROX)  
 WEIGHT(重量) : 75g(APPROX)

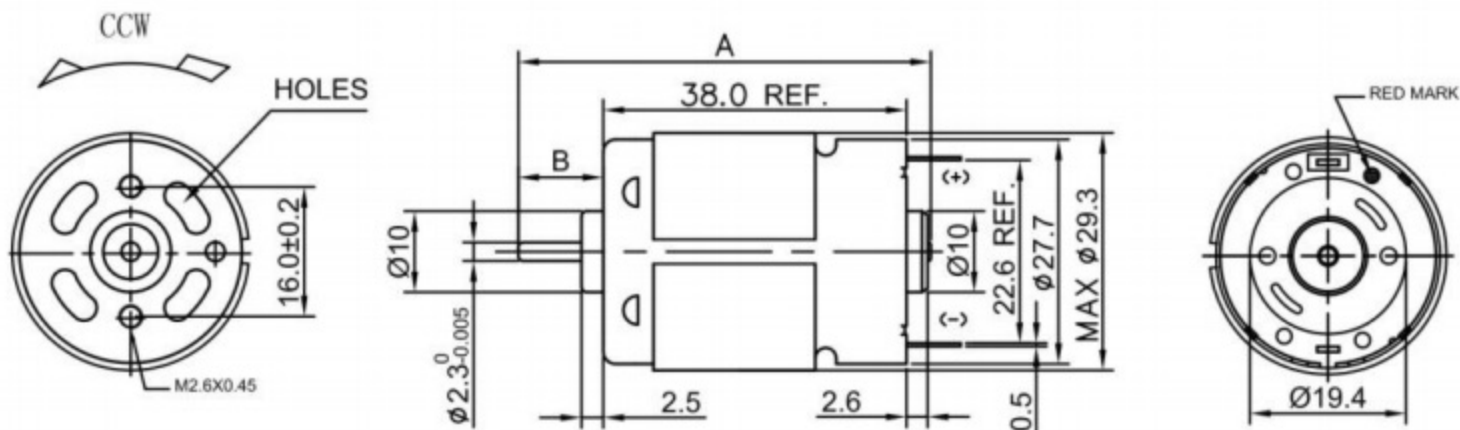


- Typical Application 典型应用
  - 家用电器 (Home Appliance)
  - 电动工具 (Power Tools)
  - 办公设施 (Office Automation)

## External Dimensions 外形图

**DIRECTION OF ROTATION**

UNIT: MILLIMETERS

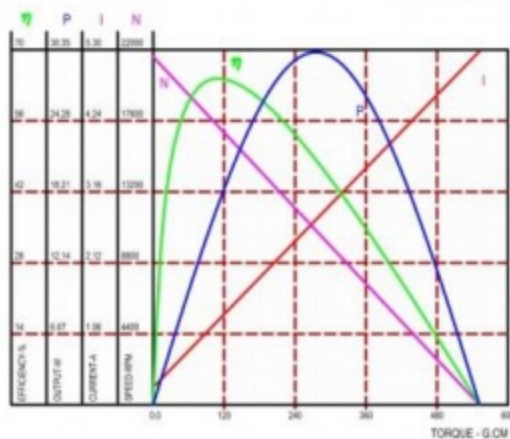


## Major Characteristic Parameters 主要特性参数

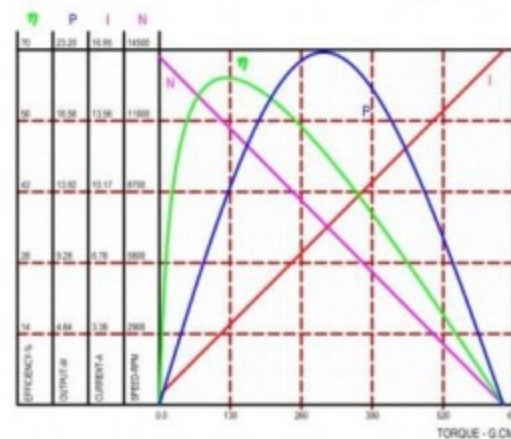
MODEL	SPEC		VOLTAGE		NO LOAD		AT MAXIMUM EFFICIENCY				STALL	
	A	B	OPERATING RANGE	RATED	SPEED	CURRENT	SPEED	CURRENT	OUTPUT	TORQUE	TORQUE	CURRENT
					r/min	A	r/min	A	W	G.CM	G.CM	A
RS-385	57	16.5	12.0-30.0V	24VDC	21500	0.24	17200	1.25	19.41	110	525	5.07
RS-380	57	16.5	2.4-9.0V	6.0VDC	14400	0.50	11900	3.35	13.44	109	630	16.9

## Performance Curves 性能曲线

RS-385 DC24 V



## RS-380 6.0 V



# RS-390/RS-395 Series

LV Permanent magnet DC motor  
 低压永磁直流电动机

OUTPUT (输出功率): 1-40W(APPROX)  
 WEIGHT(重量) : 92g(APPROX)



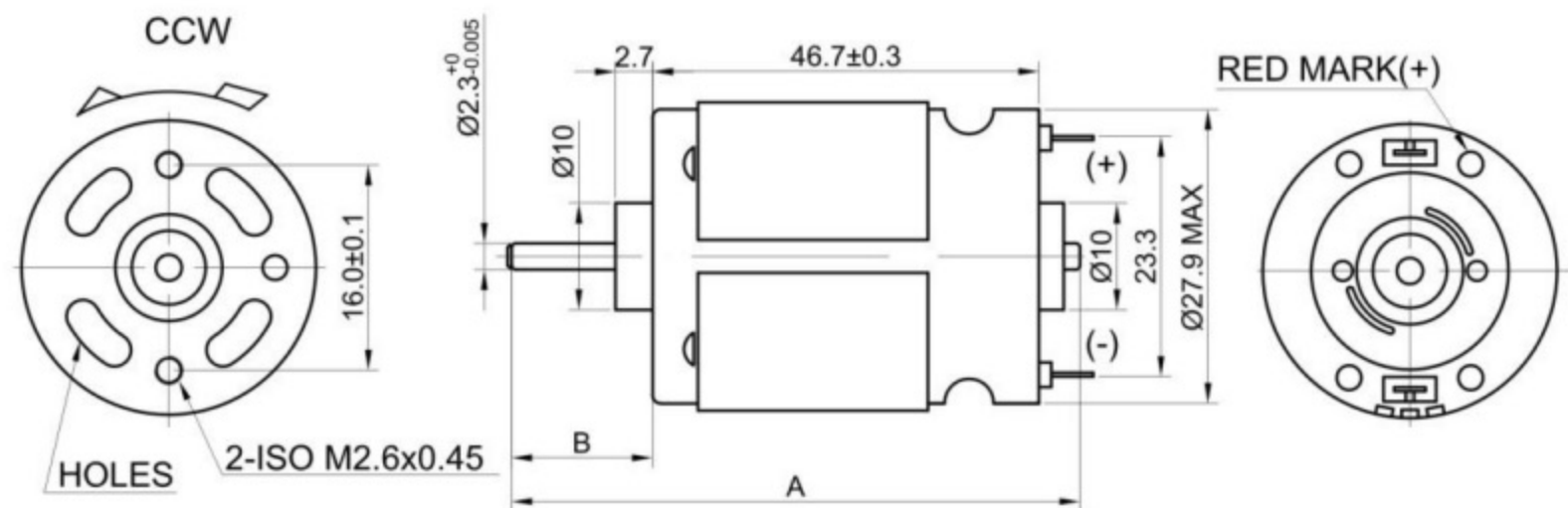
● Typical Application 典型应用

- 家用电器 (Home Appliance)
- 汽车电装 (Automotive)
- 健身器材 (Fitness Apparatus)

◆ External Dimensions 外形图

DIRECTION OF ROTATION

UNIT: MILLIMETERS

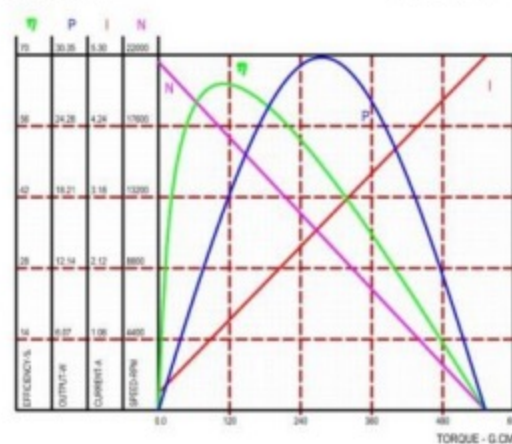


◆ Major Characteristic Parameters 主要特性参数

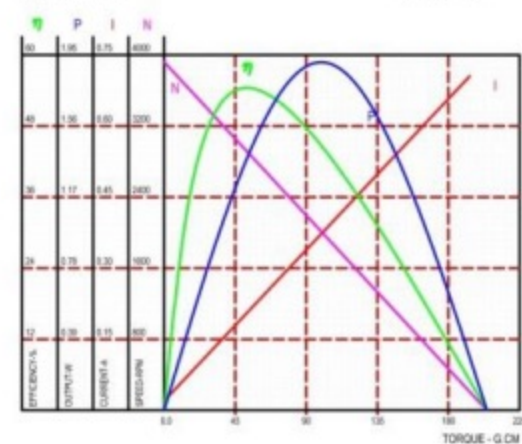
MODEL	SPEC		VOLTAGE		NO LOAD		AT MAXIMUM EFFICIENCY				STALL	
	A	B	OPERATING RANGE	RATED	SPEED	CURRENT	SPEED	CURRENT	OUTPUT	TORQUE	TORQUE	CURRENT
					r/min	A	r/min	A	W	G.CM	G.CM	A
RS-390	64	14.0	4.5-30.0V	9.0VDC	18200	0.57	16000	4.18	26.68	162.7	1360	30.88
RS-395	67	17.0	4.5-42.0V	12VDC	3650	0.06	2847	0.21	1.32	45.3	206	0.76

◆ Performance Curves 性能曲线

RS-390 DC9.0 V



RS-395 12.0 V





# RS-540/RS-545 Series

LV Permanent magnet DC motor  
 低压永磁直流电动机

OUTPUT (输出功率): 5-80W(APPROX)  
 WEIGHT(重量) : 163g(APPROX)



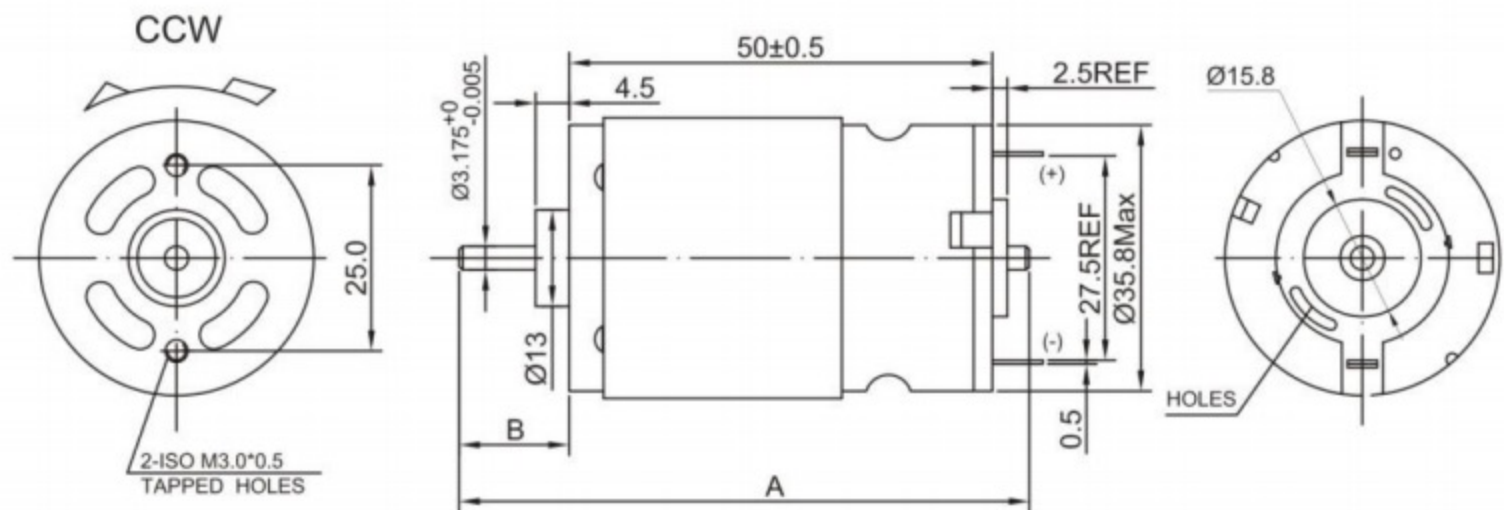
● Typical Application 典型应用

- 家用电器 (Home Appliance)
- 电动工具 (Power Tool)
- 电动模型 (Electric model)

◆ External Dimensions 外形图

DIRECTION OF ROTATION

UNIT:MILLIMETERS

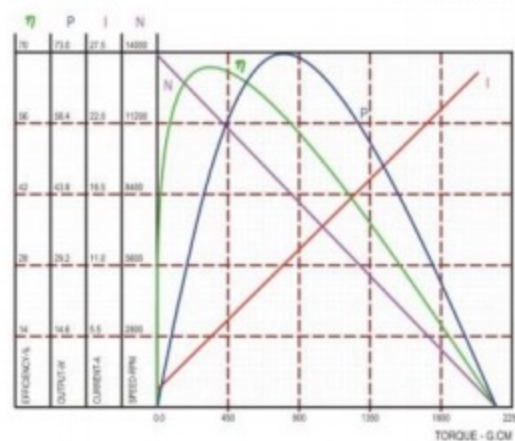


◆ Major Characteristic Parameters 主要特性参数

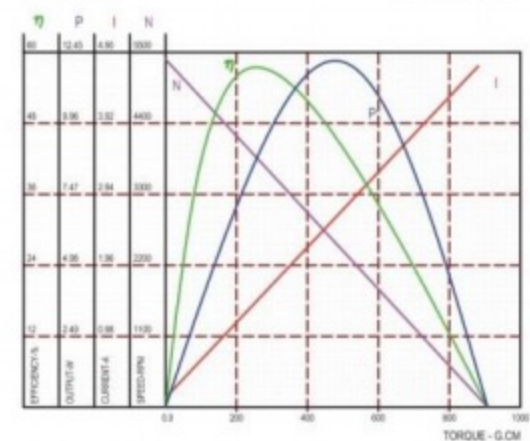
MODEL	SPEC		VOLTAGE		NO LOAD		AT MAXIMUM EFFICIENCY				STALL	
	A	B	OPERATING RANGE	RATED	SPEED r/min	CURRENT A	SPEED r/min	CURRENT A	OUTPUT W	TORQUE G.CM	TORQUE G.CM	CURRENT A
RS-540	71	17.5	6.0-15.0V	12VDC	13900	0.59	12100	4.07	33.05	265.1	2106.7	27.46
RS-545	75	21.5	9.6-14V	12VDC	5100	0.22	4200	1.04	7.24	167.6	960.3	4.9

◆ Performance Curves 性能曲线

RS-540 DC12.0 V



RS-545 DC12.0 V



# RS540F/RS545F Series

LV Permanent magnet DC motor

低压永磁直流吸尘器电机



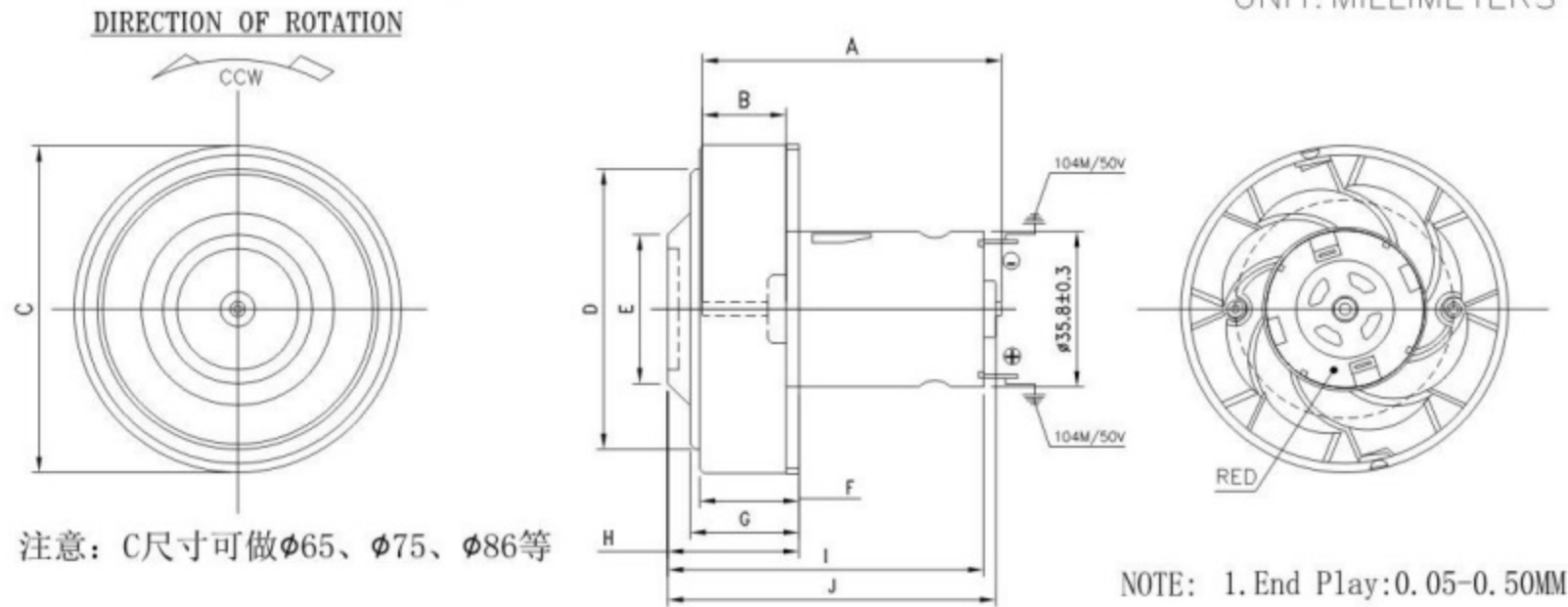
OUTPUT (输出功率): 65W-150W(APPRC)  
WEIGHT(重量) : 230(APPROX)

● Typical Application 典型应用

家用电器(Home Appliance)

办公设施(Office Automation)

◆ External Dimensions 外形图

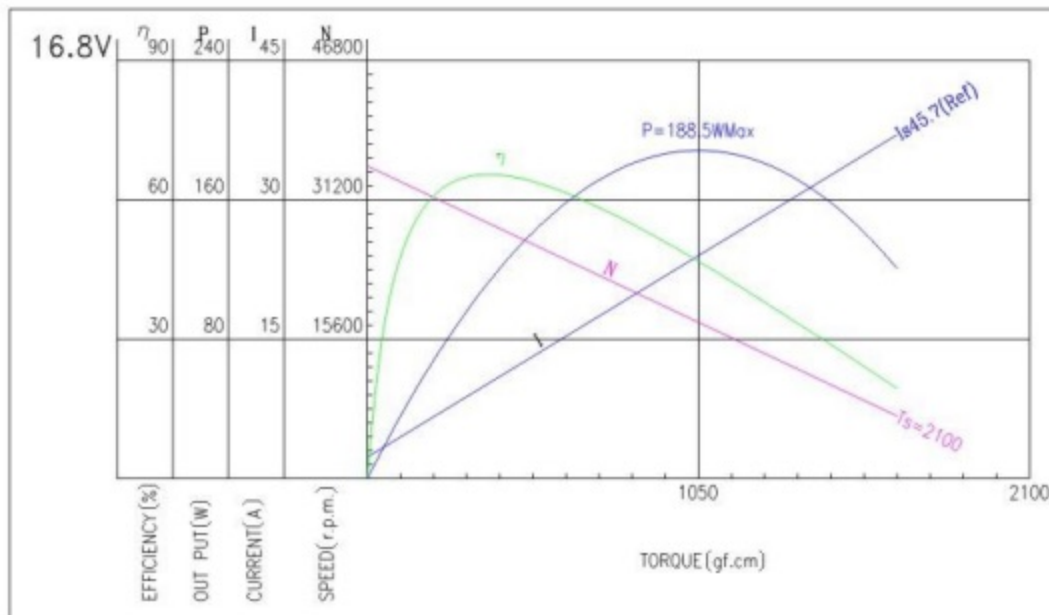


◆ Major Characteristic Parameters 主要特性参数

注:吸尘器性能可根据客户要求设计

MODEL		NO LOAD		AT MAXIMUM EFFICIENCY					AT MAXIMUM POWER			STALL	NOISE
CDM-545WM-53015CE		SPEED	CURRENT	SPEED	CURRENT	TORQUE	OUTPUT	EFF	SPEED	CURRENT	TORQUE	TORQUE	dBA (Max)
NOMINAL	16.8 VDC CONSTANT	R.P.M	A	R.P.M	A	gf.cm	W	%	R.P.M	A	gf.cm	gf.cm	mm
		35000	2.30(REF)	30000	8.50	300	92.3	64.6	17500	24.0	1050	2100	85
		±12%	3.22 Max	±12%	11.9 Max	270 Min	83.0 Min	58.2 Min	±12%	33.6 Max	945 Min	1890 Min	300

◆ Performance Curves 性能曲线





# RS-550/RS-555 Series

LV Permanent magnet DC motor  
 低压永磁直流电动机

OUTPUT (输出功率): 5-80W(APPROX)  
 WEIGHT(重量) : 210g(APPROX)



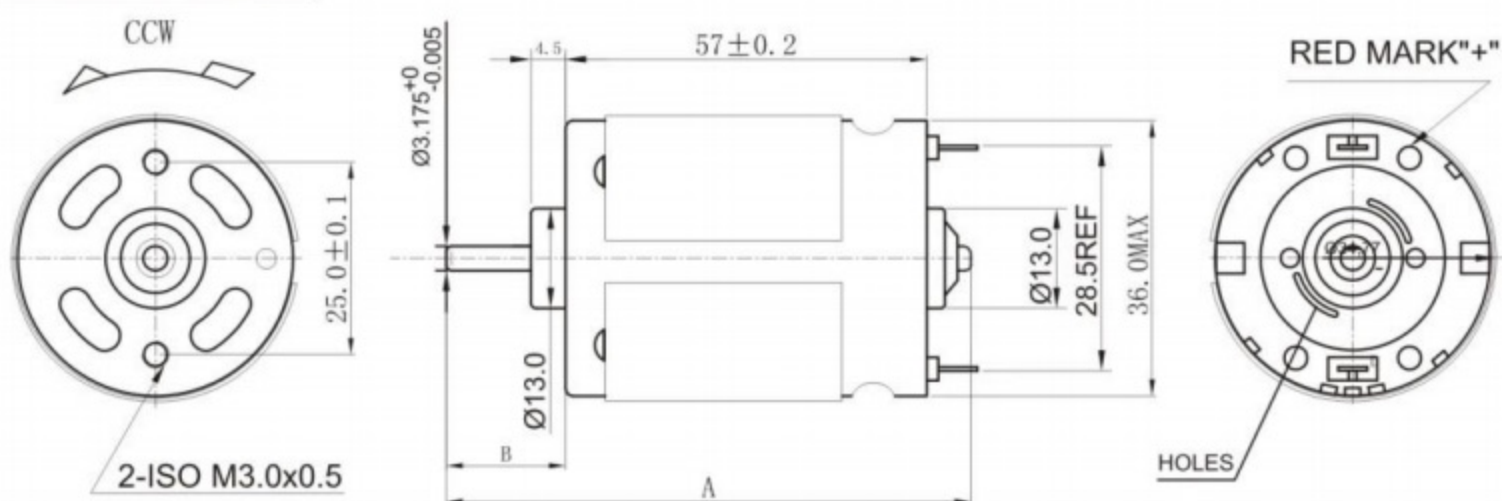
● Typical Application 典型应用

- 家用电器 (Home Appliance)
- 电动工具 (Power Tool)
- 电动模型 (Electric model)

◆ External Dimensions 外形图

DIRECTION OF ROTATION

UNIT: MILLIMETERS

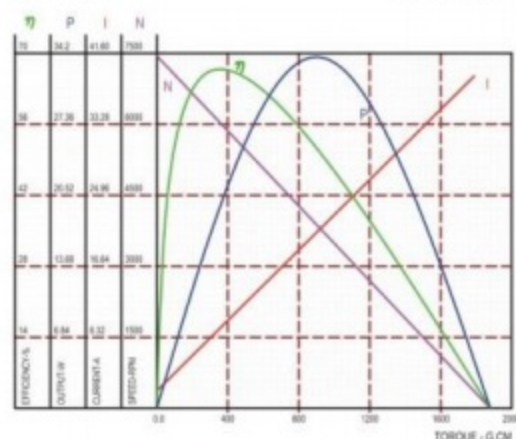


◆ Major Characteristic Parameters 主要特性参数

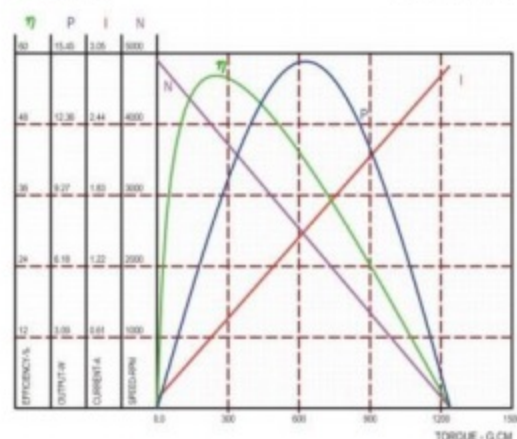
MODEL	SPEC		VOLTAGE		NO LOAD		AT MAXIMUM EFFICIENCY				STALL	
	A	B	OPERATING RANGE	RATED	SPEED	CURRENT	SPEED	CURRENT	OUTPUT	TORQUE	TORQUE	CURRENT
					r/min	A	r/min	A	W	G.CM	G.CM	A
RS-550	77	12	2.4-9.6V	3.6VDC	7450	1.04	6400	6.75	16.6	252.0	1882.6	41.55
RS-555	75	10	15-36V	24VDC	4850	0.1	4100	0.55	18.8	191.8	1234	2.97

◆ Performance Curves 性能曲线

RS-550 DC3.6 V



RS-555 DC24.0 V



# RS-750/RS-755 Series

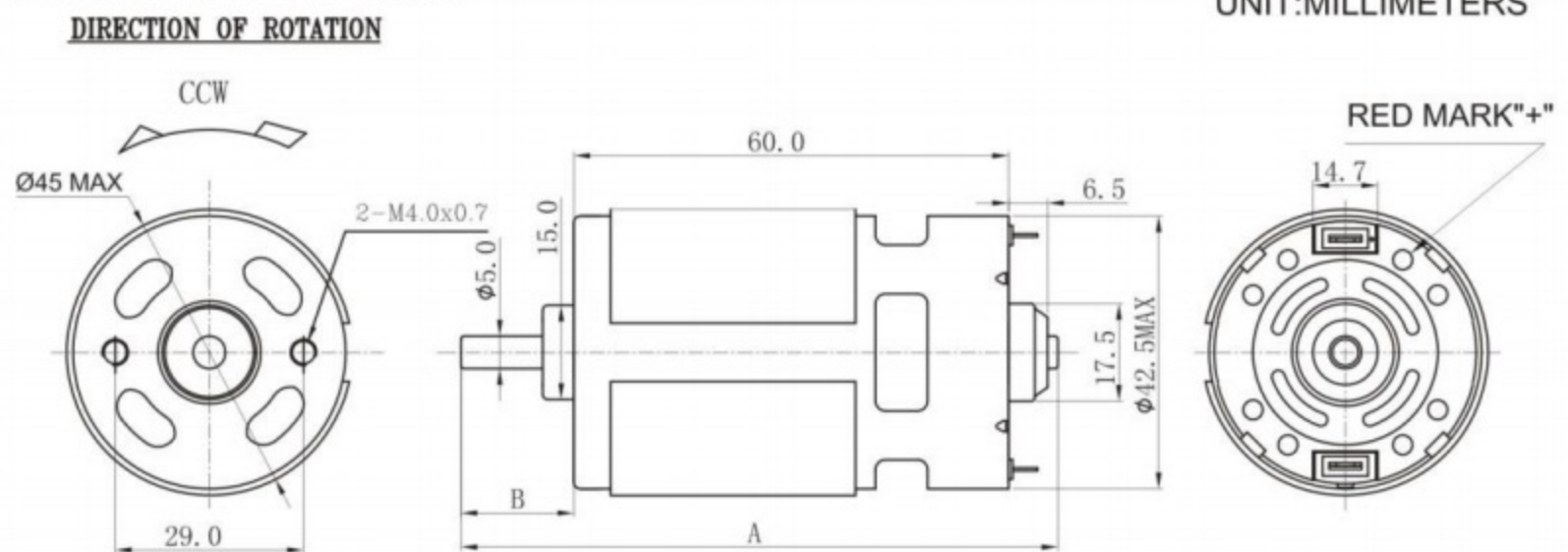
LV Permanent magnet DC motor  
 低压永磁直流电动机

OUTPUT (输出功率): 8-90W(APPROX)  
 WEIGHT(重量) : 300g(APPROX)



- Typical Application 典型应用
  - 家用电器 (Home Appliance)
  - 电动工具 (Power Tool)
  - 健身器材 (Fitness Apparatus)

## External Dimensions 外形图

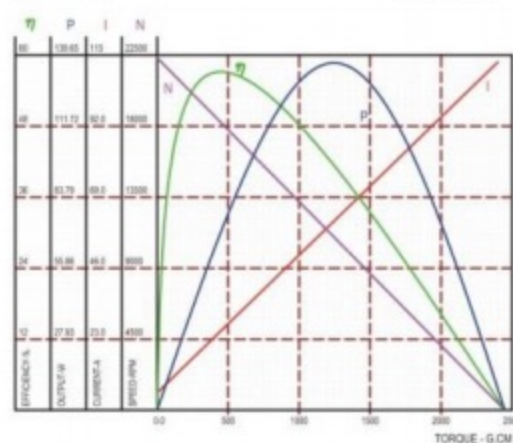


## Major Characteristic Parameters 主要特性参数

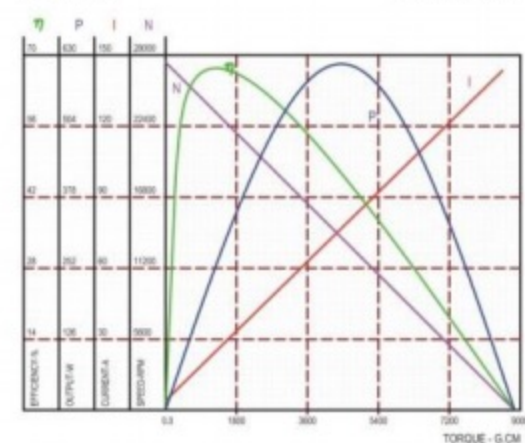
MODEL	SPEC		VOLTAGE		NO LOAD		AT MAXIMUM EFFICIENCY				STALL	
	A	B	OPERATING RANGE	RATED	SPEED	CURRENT	SPEED	CURRENT	OUTPUT	TORQUE	TORQUE	CURRENT
					r/min	A	r/min	A	W	G.CM	G.CM	A
RS-750	90	21	3.6-7.2V	6.0VDC	22050	4.59	18300	22.79	78.72	420.0	2530	114.16
RS-755	85	16	3.0-20V	20VDC	27700	3.32	24000	21.55	291.33	1184.5	8872.8	139.86

## Performance Curves 性能曲线

RS-750 DC6.0 V



RS-755 DC20.0 V





# RS-770/RS-775 Series

LV Permanent magnet DC motor  
 低压永磁直流电动机

OUTPUT (输出功率): 10-100W(APPROX)  
 WEIGHT(重量) : 360g(APPROX)



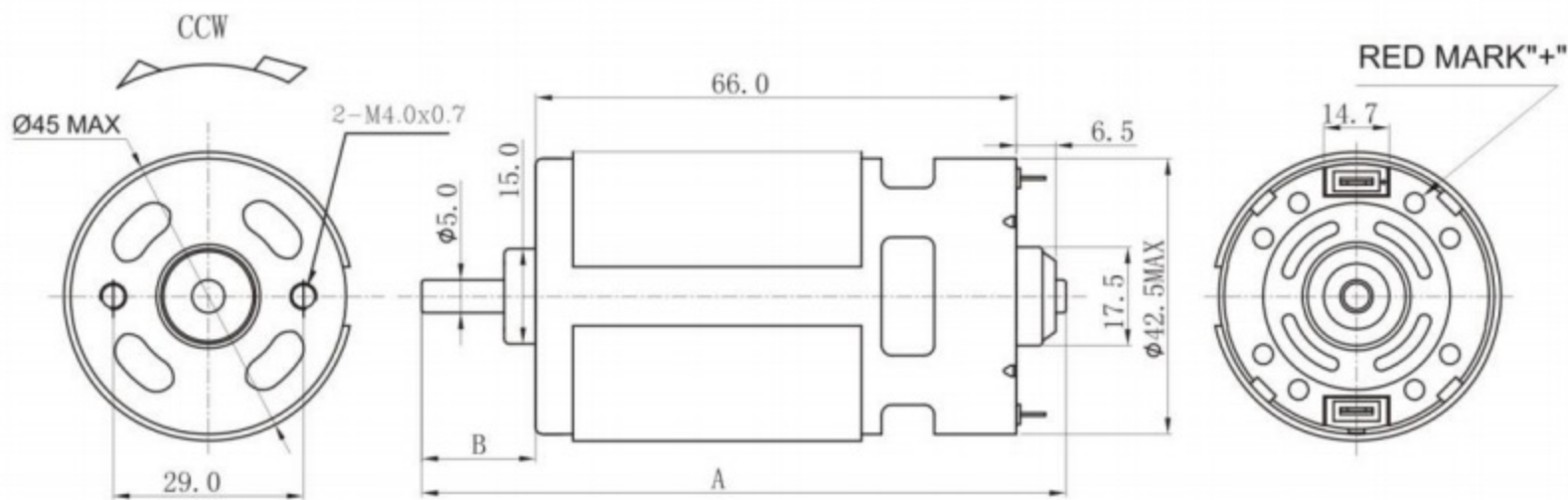
● Typical Application 典型应用

- 家用电器 (Home Appliance)
- 电动工具 (Power Tool)
- 健身器材 (Fitness Apparatus)

◆ External Dimensions 外形图

DIRECTION OF ROTATION

UNIT:MILLIMETERS

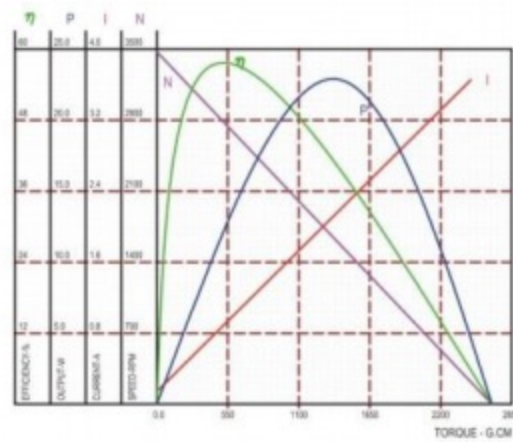


◆ Major Characteristic Parameters 主要特性参数

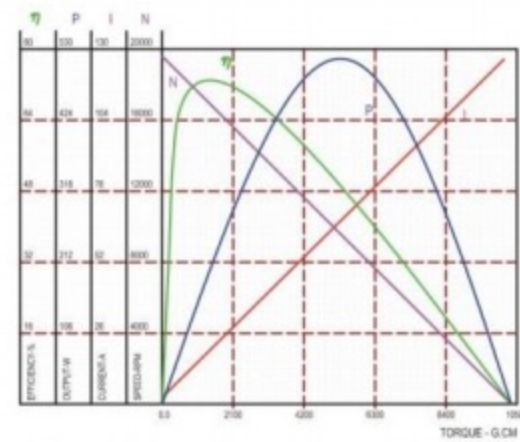
MODEL	SPEC		VOLTAGE		NO LOAD		AT MAXIMUM EFFICIENCY				STALL	
	A	B	OPERATING RANGE	RATED	SPEED	CURRENT	SPEED	CURRENT	OUTPUT	TORQUE	TORQUE	CURRENT
					r/min	A	r/min	A	W	G.CM	G.CM	A
RS-770	91	18	24-48V	24VDC	3200	0.12	2700	0.7	11.87	423	2707.2	3.83
RS-775	88	15	24-48V	18VDC	19800	2.50	17350	17.8	228.7	1285	10385	128.1

◆ Performance Curves 性能曲线

RS-770 DC24.0 V



RS-775 DC18.0 V



# RS-790/RS-795 Series

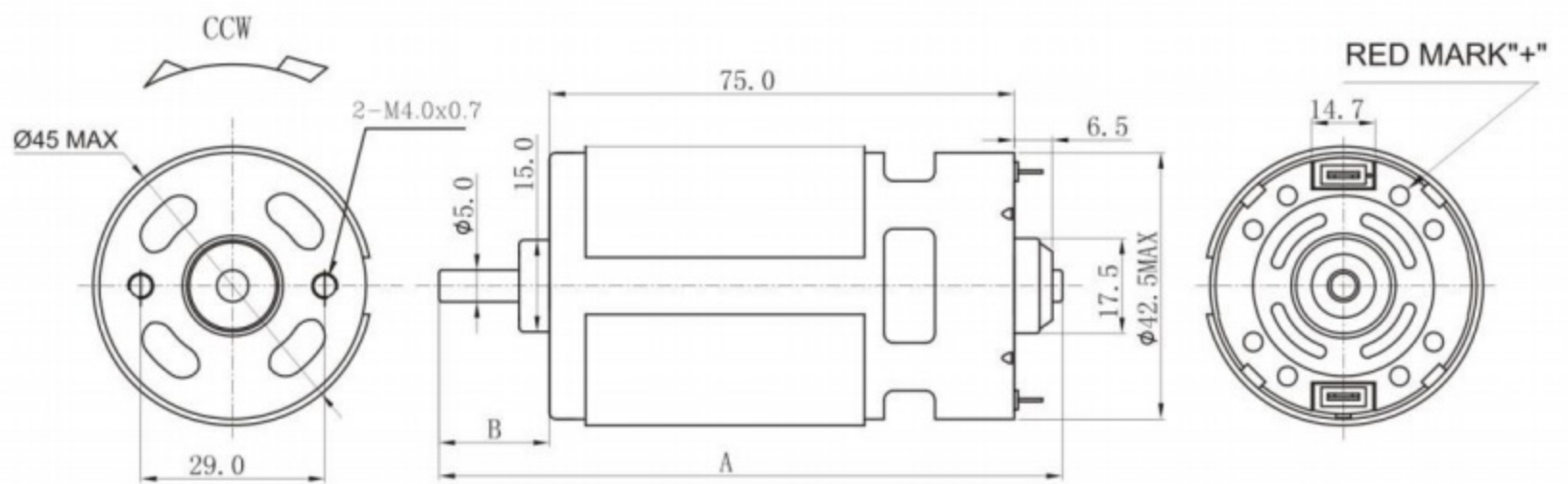
LV Permanent magnet DC motor  
 低压永磁直流电动机

OUTPUT (输出功率): 20-200W(APPROX)  
 WEIGHT(重量) : 400g(APPROX)



- Typical Application 典型应用
  - 家用电器 (Home Appliance)
  - 电动工具 (Power Tool)
  - 健身器材 (Fitness Apparatus)

## External Dimensions 外形图

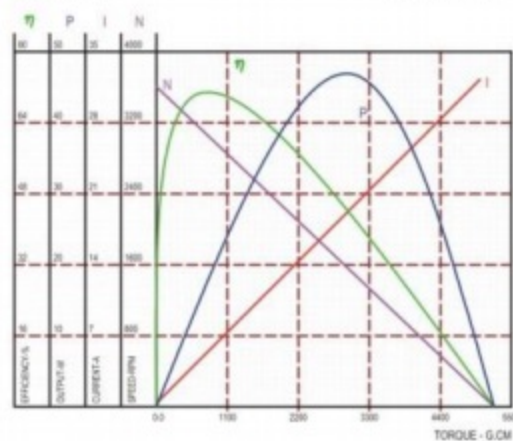


## Major Characteristic Parameters 主要特性参数

MODEL	SPEC		VOLTAGE		NO LOAD		AT MAXIMUM EFFICIENCY				STALL	
	A	B	OPERATING RANGE	RATED	SPEED r/min	CURRENT A	SPEED r/min	CURRENT A	OUTPUT W	TORQUE G.CM	TORQUE G.CM	CURRENT A
RS-790	100	18	6-12V	6VDC	3500	0.56	3075	4.42	20.08	636.2	5650.8	34.8
RS-795	97	15	6-12V	12VDC	15000	1.98	13211	14.62	132.34	975.7	8182.4	108

## Performance Curves 性能曲线

RS-790 DC6.0 V



RS-795 DC12.0 V

